

5/28/2026


R2

**Spruce + Arrow Design Co.**  
250-814-3822  
designs@spruceandarrow.ca  
Unit 2, 616 3rd St. W. Revelstoke BC.



## MOUNTAIN ROAD ESTATES - SELECTIONS PACKAGE

Colour Scheme 2 - **BOREAL** (*Stained Oak, Dark Wood*)



R1- Issue with ID Drawing

Bathroom Legend

T1 - Entry Tile Selected

T2 - Floor + Wall Tile - Tile Edge

Shower Details - Ensuites 2+3

Shower Details - Primary Ensuite Niche

P3 - Feature Colour - Location

Feature Walls + Ceilings - Confirmed Spec

Feature Walls - Lay + Locations

Faux Wood Beams - Finish

HW7 - Garbage Pull-Out  
CT3 - Stainless Steel Counters  
Bathroom Vessel Sink - Powder Room  
Shower System - Primary Notes  
Freestanding Tub - SKU, Size  
L8 - Stair Sconces - Quantity  
L10 - Bathroom Sconce - Quantity  
W - White Outlets + Switches  
B - Black Outlets + Switches  
E1 - TV Box  
Appliance Spec Changes  
Washer + Dryer - Code Change  
BBQ - Added Spec  
Fireplace - Spec Change  
E2 - Grommet FP  
ST1 + ST2 - stain specs to match MW + exterior soffit

R2 Changes as of June 2026

L5 - Dining Room Pendant Spec  
L12 - Bedroom Chandelier  
L13 - Under Cabinet Lighting  
T1 - Tile Nosing Spec  
Wall, floor, and ceiling vents  
CR1 - Cove Crown Spec  
CR2 - Flat Crown Spec  
L1 - Pot Light Spec



CLIENT: Northland Properties - Mountain Road Estates  
EMAIL: li@mcintyre@revelstokemountainresort.com  
DATE: 5/28/2026

For Budgeting Purposes Only

Designer's Rep/Supplier: Colby Russell @ Revelstoke United Floors - colby@revelstokeunitedfloors.ca

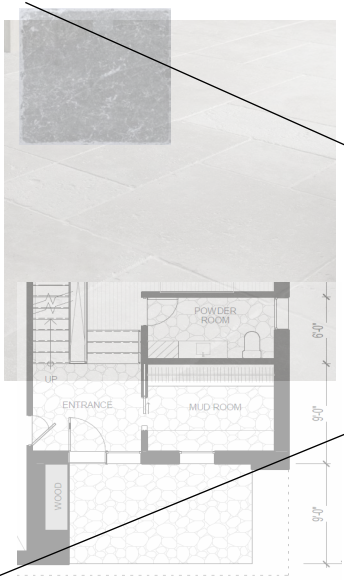
1 - FLOORING + TILE

H1 - HARDWOOD



NAME: Engineered Rustic Hickory Hardwood, Encore construction  
COLOUR/FINISH: Shuswap, VintageCRAFT texturing, DuRa Finish ultra matte  
BRAND: Craft Flooring  
DIMENSIONS: 8" x 5/8"thk. x 1'-8' lengths x 3mm wear layer  
QTY: Contractor to Perform Takeoff's  
NOTES: Character grade hardwood, selected for the wood's natural characteristics and rustic look  
To run from front to back of villa  
Canadian Spruce core (higher price point than European)  
Matching stair nosings  
30 year warranty (finish), lifetime warranty (structure), GREENGAURD Gold/CARB II Compliant, PEFC / Red list Free

T1 - FLOOR TILE (Entry/Mud/Powder Room + Exterior Patios) -OPTION 1



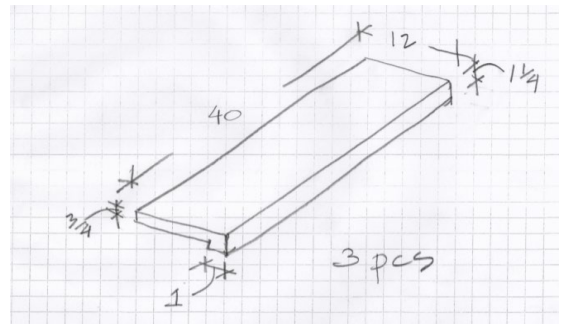
NAME: Bayshore Collection Paving & Cobble Stones  
COLOUR/FINISH: Champagne Grey Pavers & Cobbles, Natural Finish  
BRAND: Bedrock Natural Stone  
SUPPLIER: Whitecap Supply Canada Inc (Kelowna). Rep; Brett Rhine  
DIMENSIONS: Multiple sizes for a varying lay (as image shows)  
QTY: Contractor to Perform Takeoff's  
PATTERN: See note below  
GROUT: pending sample review  
TILE EDGE: N/A (natural stone)  
NOTES: \*\*Suggest in floor heating at tiled floor areas\*\*  
Stone to be sealed



**T1 - FLOOR TILE** (*Entry/Mud + Front Exterior Patio*) -**OPTION 2**

---


NAME: Marble Tumbled Paver  
 COLOUR/FINISH: Black Carmanah  
 BRAND: Vancouver Island Marble Quarries  
 SUPPLIER: Matrix Marble/Vancouver Island Marble. Rep; Ivo Zanatta  
 DIMENSIONS: Multiple sizes for a varying lay (as image shows)  
 Mix of custom and standard cut sizes  
 QTY: Contractor to Perform Takeoff's  
 PATTERN: See note below  
 GROUT: pending sample review  
 Exterior install varies - confirm with rep.  
 TILE EDGE: N/A (natural stone)  
 NOSINGS: Nosing supplied by Vancouver Island Marble  
 40"W x 12"D x 3/4"thk W/ 1"D x 1-1/4"H nosing  
 To be used outdoors as req. + indoors across entire front face of entry  
 landing (step down into living + across drywall header above basement  
 stairs)



**PAVERSTONE PATTEN**

---

## Five Stone



The five stone pattern, as indicated by the name, uses five different stones and is a remarkable pattern that is not as complicated to arrange as it looks like it is. The pattern uses the following paver sizes:

- 4" x 4" (Small Square Approximately 4%)
- 4" x 8" (Small Rectangle Approximately 8%)
- 8" x 8" (Medium Square Approximately 16%)
- 8" x 12" (Medium Rectangle Approximately 32%)
- 12" x 12" (Large Square Approximately 43%)

### T2 - FLOOR + WALL TILE (*Ensuite 2, 3, 4, 5 main floors + shower floors, shower walls, and half wall behind vanity*)

---




NAME:	Gentle Stone Porcelain Tile
COLOUR/FINISH:	Mink, Matte finish
BRAND:	Stone Tile
CODE:	PGES-MINK-TAU-05950595-MATT-010-00
DIMENSIONS:	24" x 24"
QTY:	Contractor to Perform Takeoff's
PATTERN:	Stacked Lay
GROUT:	Grout colour pending sample review
TILE EDGE:	Brushed Nickel Schluter edge ((ATGB) where necessary)

Tile edge to be used on outside shower wall only - ledge/half wall behind vanity and into shower to be mitered.

**T3 - FLOOR TILE** (*Primary Ensuite main floor into shower floor*)

---



NAME: Novah by Studio McGee Porcelain Tile  
COLOUR/FINISH: Glacier - Natural  
BRAND: Ann Sacks  
CODE: AS20652-009  
DIMENSIONS: 4.5" x 9" (0.335"thk.)  
QTY: Contractor to Perform Takeoff's  
PATTERN: Brick Lay  
GROUT: Grout colour pending sample review  
TILE EDGE: No tile edge necessary (wall to wall install) (flush transition into shower)

**T4 - WALL TILE** (*Primary Ensuite Shower Walls*)

---



NAME: Campogalliano Centuries Panarea 12x24 Porcelain Tile  
COLOUR/FINISH: Antique Florence, Matte Finish  
BRAND: Tierra Sol  
CODE: FUCPCAF1224N  
DIMENSIONS: 12x24  
QTY: Contractor to Perform Takeoff's  
PATTERN: Brick Lay  
GROUT: pending sample review  
TILE EDGE: Bright White Schluter edge  
**PENDING RESELECTION - TILE DISCONTINUED**

**SHOWER DETAILS** (*Ensuite 5*)

---

**LEDGE** (*Ensuite 5*)

---



NAME: 2x4 Half-height wall behind toilet, vanity, and shower  
COLOUR/FINISH: T2 Finish on face + cap  
DIMENSIONS: See ID Drawings  
QTY: Contractor to Perform Takeoff's  
NOTES: No tile edge necessary. Edge to be mitered tile.

**SHOWER BASE** (*Ensuite 5*)

---



NAME: Custom shower base - Flush with floor  
COLOUR/FINISH: T2 Porcelain Tile Finish  
DIMENSIONS: See drawings for dimensions  
QTY: Contractor to Perform Takeoff's  
NOTES: No tile edge necessary - flush transition with bathroom floor

**SHOWER DRAIN** (*Ensuite 5*)

---



NAME: Linear Tileable shower drain - Schluter Kerdi Line  
COLOUR/FINISH: To be finished with T2 Porcelain tile floor  
DIMENSIONS: Approx. 2"W x entire length of shower  
QTY: Contractor to Perform Takeoff's  
NOTES: To be located against ledge/half wall under the rainfall shower head

## SHOWER DETAILS (Ensuite 2, 3, 4)

---



### LEDGE (Ensuite 2, 3,4) (Behind sink + toilet only)

---


NAME: 2x4 Half-height wall behind toilet + vanity  
COLOUR/FINISH: T2 Finish on face + cap  
DIMENSIONS: See ID Drawings  
QTY: Contractor to Perform Takeoff's  
NOTES: No tile edge necessary. Edge to be mitered tile.



### SHOWER BASE (Ensuite 2, 3,4)

---


NAME: Custom shower base - Flush with floor  
COLOUR/FINISH: T2 Porcelain Tile Finish  
DIMENSIONS: See drawings for dimensions  
QTY: Contractor to Perform Takeoff's  
NOTES: No tile edge necessary - flush transition with bathroom floor



### SHOWER DRAIN (Ensuite 2, 3, 4)

---

NAME: Linear Tileable shower drain - Schluter Kerdi Line  
COLOUR/FINISH: To be finished with T2 Porcelain tile floor  
DIMENSIONS: Approx. 2"W x entire length of shower  
QTY: Contractor to Perform Takeoff's  
NOTES: To be located against ledge/half wall under the rainfall shower head



### NICHE (Ensuite 2, 3, 4)

---

NAME: Custom shower niche with tile back, and quartz frame + shelf  
COLOUR/FINISH: T2 niche back, CT1 quartz frame and shelf (Ensuite 2, 3,4)  
DIMENSIONS: See ID Drawings  
QTY: Contractor to Perform Takeoff's  
NOTES: No tile edge necessary (quartz frame and shelf)

## SHOWER DETAILS (Primary Ensuite)

---



### NICHE (Primary Ensuite)

---


NAME: Custom shower niche with tile back, and quartz frame + shelf  
COLOUR/FINISH: T4 niche back, CT1 quartz frame and shelf  
DIMENSIONS: See ID Drawings  
QTY: Contractor to Perform Takeoff's  
NOTES: No tile edge necessary (quartz frame and shelf)



### SHOWER BASE (*Primary Ensuite*)

---

NAME: Custom shower base - Flush with floor  
COLOUR/FINISH: T3 Porcelain Tile Finish  
DIMENSIONS: See drawings for dimensions  
QTY: Contractor to Perform Takeoff's  
NOTES: No tile edge necessary - flush transition with bathroom floor



### SHOWER DRAIN (*Primary Ensuite*)

---


NAME: Linear Tileable shower drain - Schluter Kerdi Line  
COLOUR/FINISH: To be finished with T3 Porcelain tile floor  
DIMENSIONS: Approx. 2"W x entire length of shower  
QTY: Contractor to Perform Takeoff's  
NOTES: To be located against shower head + control wall (wall shared w/ water closet)



CLIENT: Northland Properties - Mountain Road Estates  
EMAIL: lrImcintyre@revelstokemountainresort.com  
DATE: 5/28/2026

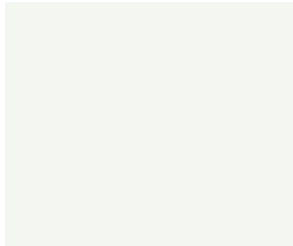
Designer's Rep/Supplier: Kaitlin @ Expressive Interiors - paint@expressiveinteriors.ca

## 2 - WALL FINISHES




### PT1 - WALL COLOUR

NAME: Regal or Ben Paint  
COLOUR/FINISH: Dove Wing, Eggshell Finish  
BRAND: Benjamin Moore  
CODE: OC-18



### PT2 - CEILING COLOUR *(Drywall locations only)*

NAME: Waterborne Ceiling Paint  
COLOUR/FINISH: Ceiling White 508 09, Ultra Flat Finish  
BRAND: Benjamin Moore  
CODE: CEIL-WH01




### PT3 - FEATURE COLOUR *(Powder Room)*

NAME: Regal or Ben Paint  
COLOUR/FINISH: Townsend Harbour Brown, Matte/Flat Finish  
BRAND: Benjamin Moore  
CODE: HC-64  
LOCATION: Powder Room: 4 Walls + Ceiling



### ST1 - STAIN COLOUR *(to match MW1)*

NAME: Interior Stain  
COLOUR/FINISH: Spanish Moss, Semi Transparent  
FINISH: 15 Degree Clear Top Coat  
BRAND: Benjamin Moore - Woodlux  
NOTES: Pending designer review of samples



### ST2 - STAIN COLOUR *(to match exterior T&G ceilings)*

NAME:  
COLOUR/FINISH: Pending designer review of samples  
FINISH:  
BRAND:  
NOTES:

## 2.2 - FEATURE CEILINGS, WALLS, + DETAILS

---



### FEATURE CEILING *(All Locations)*

---

NAME: Pre stained material  
COLOUR/FINISH: Pending designer review of samples  
BRAND: Fisher Coatings  
DIMENSIONS:  
QTY:  
NOTES: Feature Walls and Ceiling to Match



### FEATURE WALLS *(Primary Bedroom Headboard Wall, Family Room walls x2, Mudroom wall x1)*

---

NAME: Pre stained material  
COLOUR/FINISH: Pending designer review of samples  
BRAND: Fisher Coatings  
DIMENSIONS:  
QTY:  
NOTES: Feature Walls and Ceiling to Match



### FAUX WOOD BEAMS *(All Locations)*

---

NAME: Faux Beams  
COLOUR/FINISH: To match millwork, ST1 finish  
BRAND: Wood Beam Company Inc. or millworker's choice  
DIMENSIONS: Approx. 9"W x 9"H (To be confirmed w/ drawings)  
QTY: Layout to be confirmed with designer drawings  
NOTES: Pending designer review of samples







CLIENT: Northland Properties - Mountain Road Estates

EMAIL: lrImcintyre@revelstokemountainresort.com

DATE: 5/28/2026

### 3 - INTERIOR DETAILS



#### **CASING** *(Around interior doors + around windows if required)*

NAME: Solid Wood Trim  
 COLOUR/FINISH: White Oak, Stained ST1  
 BRAND: BH Wood  
 CODE: 133  
 DIMENSIONS: 5/8" thk. X 3"  
 QTY: Contractor to Perform Takeoff's  
 INSTALL: Mitered Corners  
 JAMB: *White Oak window + door jam, stained ST1, size and depth as per window/door manuf.*



#### **BASEBOARD**

NAME: Wood Baseboard  
 COLOUR/FINISH: White Oak, Stained ST1  
 BRAND: BH Wood  
 CODE: 219  
 DIMENSIONS: 7/16"thk. X 5-1/5"H  
 QTY: Contractor to Perform Takeoff's  
 NOTES: Solid Wood.



#### **INTERIOR DOORS**

NAME: 1 Panel Shaker - Interior Wood Door  
 COLOUR/FINISH: White Oak, Stained ST1  
 BRAND: Wescon Doors  
 DIMENSIONS: Please refer to arch. Drawings for door sizes.  
 QTY: Contractor to Perform Takeoff's  
 NOTES: Solid Wood.  
 Custom made/non-stock item

#### **INTERIOR DOOR HANDLES**



NAME: Select T-Bar Straight Knurled Lever  
 COLOUR/FINISH: Oil Rubbed Bronze  
 BRAND: Emtek  
 CODE: 5209US10B.TAUS10B.SKUS10B.LH,5209US10B.TAUS10B.SKUS10B.RH, C5209US10B.TAUS10B.SKUS10B  
 QTY: Contractor to Perform Takeoff's  
 NOTES: Bedroom + Bathrooms - Privacy Style  
 Closets - Passage or Dummy Style



### POCKET DOOR HANDLES

---

NAME: Narrow Modern Rectangular Pocket Door Mortise Lock  
COLOUR/FINISH: Oil Rubbed Bronze  
BRAND: Emtek  
CODE: 2155US10B  
QTY: Contractor to Perform Takeoff's  
NOTES: Bedroom + Bathrooms - Privacy Style



### BYPASS DOOR FINGER PULLS

---


NAME: Modern Rectangular Flush Pull  
COLOUR/FINISH: Oil Rubbed Bronze  
BRAND: Emtek  
CODE: 220304US10B  
QTY: Contractor to Perform Takeoff's  
NOTES: Overall length to be 4"H



### DOOR HINGES

---

NAME: Square Barrel Heavy Duty Hinge  
COLOUR/FINISH: Oil Rubbed Bronze  
BRAND: Emtek  
DIMENSIONS: 4" x 4"  
QTY: Contractor to Perform Takeoff's



### STANDARD CLOSET DETAILS


---

NAME: Custom floating shelves w/ rods below  
SHELVES: Custom floating shelves  
MATERIAL: White Oak Veneer  
FINISH: Stained ST1 to match millwork  
SIZE: Approx.. 2-1/4"H x 14"D  
QTY: Contractor to Perform Takeoff's  
RODS: Heavy duty hanging rod  
MATERIAL: Oil Rubbed Bronze  
SIZE: approx. 1-1/2" thk. Heavy-duty  
QTY: Contractor to Perform Takeoff's



### M1 - MIRROR ( *Powder Room* )

---



NAME: Dolly Mirror  
COLOUR/FINISH: Mirror + Iron + Powder Coated Matte Black  
BRAND: Renwil  
CODE: MT2657  
DIMENSIONS: 44.25"W X 45.25"H X 0.75"D  
QTY: Contractor to Perform Takeoff's



### M2 - MIRROR (*Ensuite 2, 3, 4, 5*)

---


NAME: Custom Cut Vanity Mirror  
 COLOUR/FINISH: Mirror w/ polished edges  
 BRAND: Contractor preferred  
 DIMENSIONS: See drawings for details  
 QTY: Contractor to Perform Takeoff's  
 NOTES: To run from ledge/half wall to ceiling, from shower glass wall to medicine cabinet above toilet ([see drawings for details](#))



### M3 - MIRROR (*Primary Ensuite*)

---

NAME: Custom Cut Vanity Mirror  
 COLOUR/FINISH: Mirror w/ polished edges  
 BRAND: Contractor preferred  
 DIMENSIONS: See drawings for details  
 QTY: Contractor to Perform Takeoff's  
 NOTES: To run from vanity quartz backsplash to ceiling, [wall to wall behind vanity](#)



### STAIR DETAILS (*Floating Open Treads*)

---

TREAD: Solid Wood (White Oak) tread by millworker Stained ST1 to match millwork. Treads to be approx. 3" thk.  
 NOSING: Square  
 RISER: N/A  
 STRINGER: 1 center stringer, powder coated matte black

### HANDRAIL DETAILS (*Custom Black Railings + Handrails*)

---

RAILING: Square shaped metal handrail, approx. 3"W x 2"H  
 BOTTOM RAIL: Square shaped bottom rail, approx. 3"w x 1/2" thk. Bottom rail to be raised approx. 4" AFF  
 SPINDLES: Square profiled spindles, approx. 3/4"W x 3/4"L  
 HANDRAIL: Square shaped metal handrail, approx. 3"W x 2"H  
 FINISH: Powder coated matte black.  
 CONNECTION: Matte black connection to match handrail. Richelieu square bracket for flat handrail, satin black finish # WEBSO1241246 or similar



**FLOOR VENTS** *(Where Hardwood is present)*

---


NAME: Custom hardwood floor vent  
 COLOUR/FINISH: H1 - Hardwood  
 BRAND: TBD - by hardwood manuf? Custom?  
 DIMENSIONS: TBD with mech. Requirements  
 QTY: Contractor to Perform Takeoff's  
 NOTES: Vents with close/open function



**FLOOR VENTS** *(Where Tile is present)*

---

NAME: Flush Floor Vent (Luxe or Luxe+)  
 COLOUR/FINISH: T1, T2, or T3 (location dependant, see ID plans for finish locations)  
 BRAND: Fittes  
 DIMENSIONS: TBD with mech. Requirements, multiple sizes available  
 QTY: Contractor to Perform Takeoff's  
 NOTES: Powder coated steel edges, no tile edge req.  
 Luxe (single air channel) or Luxe+ (double air channel) as desired by mech/contractor



**FLOOR VENTS** *(Unfinished/Concrete spaces)*

---

NAME: Standard Black vents  
 COLOUR/FINISH: Black  
 BRAND: Mech/contractor preferred  
 DIMENSIONS: TBD with mech. Requirements  
 QTY: Contractor to Perform Takeoff's  
 NOTES: If required.



**CEILING VENTS** *(Where wood T&G ceiling, Powder bath, and plywood is present)*

---

NAME: Standard Black vents  
 COLOUR/FINISH: Black  
 BRAND: Mech/contractor preferred  
 DIMENSIONS: TBD with mech. Requirements  
 QTY: Contractor to Perform Takeoff's  
 NOTES:



**CEILING VENTS** *(Where Drywall ceiling is present)*

---

NAME: Standard White vents  
 COLOUR/FINISH: White  
 BRAND: Mech/contractor preferred  
 DIMENSIONS: TBD with mech. Requirements  
 QTY: Contractor to Perform Takeoff's  
 NOTES:

**WALL VENTS** *(Where Drywall is present)*

---



NAME: Flush Wall Vent (Luxe or Luxe+)  
COLOUR/FINISH: White solid steel frame, paintable center panel  
BRAND: Fittes  
DIMENSIONS: TBD with mech. Requirements, multiple sizes available  
QTY: Contractor to Perform Takeoff's  
NOTES: Install required before mudding/taping for frameless finish.  
Luxe (single air channel) or Luxe+ (double air channel) as desired by mech/contractor



**WALL VENTS** *(Where Wood or Tile is present)*

---

NAME: Standard Black vents  
COLOUR/FINISH: Black  
BRAND: Mech/contractor preferred  
DIMENSIONS: TBD with mech. Requirements  
QTY: Contractor to Perform Takeoff's  
NOTES:



CLIENT: Northland Properties - Mountain Road Estates  
EMAIL: [Imcintyre@revelstokemountainresort.com](mailto:Imcintyre@revelstokemountainresort.com)  
DATE: 5/28/2026

## 4 -MILLWORK




### MW1 - WOOD CABINETRY (*Kitchen, Vanities*)

STYLE: Slim-Style Shaker - 3/4"  
INSIDE PROFILE: N/A  
OUTSIDE PROFILE: Eased  
COLOUR/FINISH: Rift Cut White Oak, Stained ST1  
BRAND: Custom  
NOTES: Vertical grain  
All gables to be 1.5" typ.



### MW2 - CUSTOM MILLWORK (*Bar, Mudroom, Primary Walk-In Closet, Primary Ensuite Nook*)

STYLE: Slab + Slim-Style Shaker - 3/4"  
INSIDE PROFILE: N/A  
OUTSIDE PROFILE: Eased  
COLOUR/FINISH: Rift Cut White Oak, Stained ST1  
NOTES: Vertical grain  
All gables to be 1.5" typ.



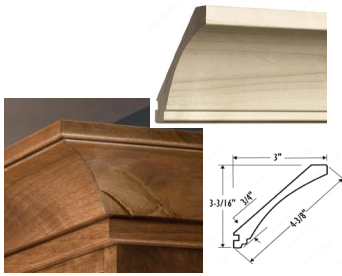
### MW3 - FLOATING SHELVES (*Kitchen, Bar, Primary Millwork, Bsmt. Bar*)

NAME: Floating shelves w/ metal rail detail  
COLOUR/FINISH: Shelves to be Rift Cut White Oak veneer, ST1  
BRAND: Custom  
DIMENSIONS: Depths vary - see drawings  
QTY: Millworker to Perform Takeoff's  
Confirm with drawings (4 in Kitchen, 3 in bar, 3 primary, 1 Bsmt)  
[Metal rail detail in bar - see drawings for details](#)



### MW4 - HOODFAN DETAILS

NAME: Custom hood fan  
COLOUR/FINISH: Lacquer finish by millworker to match drywall finish (PT1)  
DIMENSIONS: See drawings for size/shape details  
QTY: Millworker to Perform Takeoff's (1 Per Kitchen)  
NOTES: see drawings for more detail



**CR1 - COVE CROWN w/ STEP** (*Kitchen, Primary WIC*)

---

NAME: Cove crown with step  
 COLOUR/FINISH: White oak, stained ST1 to match millwork  
 BRAND: Richelieu or millworker's preferred alternate  
 CODE: Cove molding #0163  
 DIMENSIONS: Cove crown 3-3/16"H x 3"D + 13/16" step below  
 QTY: Millworker to Perform Takeoff  
 NOTES:



**CR2 - FLAT CROWN** (*Bathroom 4+5 medicine cabinets, Laundry*)

---

NAME: Flat Crown  
 COLOUR/FINISH: White oak, stained ST1 to match millwork  
 DIMENSIONS: 1-1/2"H  
 QTY: Millworker to Perform Takeoff  
 NOTES:

**5 -HARDWARE**

---



**HW1 - CABINET PULLS** (*Drawers + Large Upper Doors*)

---

NAME: Jasper Cabinet Pull  
 COLOUR/FINISH: Oil Rubbed Bronze  
 BRAND: Emtek  
 CODE: 86691US10B  
 DIMENSIONS: 10" C to C  
 QTY: Millworker to Perform Takeoff's



**HW2 - APPLIANCE PULLS** (*Panel-Ready Appliances*)

---

NAME: Jasper Appliance Pull  
 COLOUR/FINISH: Oil Rubbed Bronze  
 BRAND: Emtek  
 CODE: 86694US10B  
 DIMENSIONS: 18" C to C  
 QTY: Millworker to Perform Takeoff's



**HW3 - CABINET KNOBS** (*Lower Doors + Small Upper Doors*)

---


NAME: Jasper Finger Pull  
 COLOUR/FINISH: Oil Rubbed Bronze  
 BRAND: Emtek  
 CODE: 86699US10B  
 DIMENSIONS: 2" Overall  
 QTY: Millworker to Perform Takeoff's



#### HW4 - HOOKS *(Mudroom)*

---

NAME: Lambeth Hexagonal Double Hook  
COLOUR/FINISH: Bronze  
BRAND: Restoration Hardware  
CODE: 10033213 BRNZ  
DIMENSIONS: 5 1/4" x 2 1/4" x 3 1/8"  
QTY: Millworker to Perform Takeoff's (10 Hooks per Mudroom)



#### HW5 - TIPPING RAIL/GALLERY RAIL *Dining Bar Floating Shelves*

---

NAME: The Tipping Rail Customizer  
COLOUR/FINISH: **Matte Black**  
BRAND: Brass Hardware  
DIMENSIONS: Custom made to size - pending drawings of dining bar  
QTY: Millworker to Perform Takeoff's  
NOTES: The Origin Tipping Rail System typically uses 1/4" diameter tube



#### HW6 - HALF-MOON CORNER HARDWARE *(Kitchen)*

---

NAME: Vibo Fly Moon 3.0  
COLOUR/FINISH: Anthracite Grey  
BRAND:  
DIMENSIONS: Millworker to determine size  
QTY: Millworker to Perform Takeoff's  
NOTES:



#### HW7 - GARBAGE PULL-OUT *(Kitchen)*

---

NAME: M-Series Max Bin for 24"  
CODE: 04-MAX600-63S-AG  
BRAND: Marathon Hardware  
DIMENSIONS: For 24"W cabinet  
QTY: Millworker to Perform Takeoff's



CLIENT: Northland Properties - Mountain Road Estates  
EMAIL: lmcintyre@revelstokemountainresort.com  
DATE: 5/28/2026


## 6 - COUNTERS

### CT1 - QUARTZ COUNTERS (*Kitchen + Bar + Basement Bar*)




NAME: Engineered Quartz  
COLOUR/FINISH: 5131 Calacatta Nuvo, Polished finish  
BRAND: Caesarstone  
DIMENSIONS: 3cm thk.  
NOTES: Basin Edge Profile  
\*\*\* Please provide any alternate product sample to designers for approval

### CT1 - QUARTZ BACKSPLASH (*Kitchen*)




NAME: Engineered Quartz  
COLOUR/FINISH: 5131 Calacatta Nuvo, Polished finish  
BRAND: Caesarstone  
DIMENSIONS: 3cm thk. - see ID Drawings for height  
NOTES: Square Edge  
\*\*\* Please provide any alternate product sample to designers for approval

### CT1 - QUARTZ BACKSPLASH (*Bar + Basement Bar*)



NAME: Engineered Quartz  
COLOUR/FINISH: 5131 Calacatta Nuvo, Polished finish  
BRAND: Caesarstone  
DIMENSIONS: 3cm thk. - see ID Drawings for height  
NOTES: Square Edge  
\*\*\* Please provide any alternate product sample to designers for approval



**CT1 - QUARTZ COUNTERS** (*Ensuite 2, 3, 4, 5*)

---

NAME: Engineered Quartz  
 COLOUR/FINISH: 5131 Calacatta Nuvo, Polished finish  
 BRAND: Caesarstone  
 DIMENSIONS: 3cm thk.  
 NOTES: Mitered edge with 3" drop front edge  
 \*\*\* Please provide any alternate product sample to designers for approval



**CT1 - QUARTZ COUNTERS** (*Primary Ensuite*)

---

NAME: Engineered Quartz  
 COLOUR/FINISH: 5131 Calacatta Nuvo, Polished finish  
 BRAND: Caesarstone  
 DIMENSIONS: 3cm thk.  
 NOTES: Basin Edge Profile  
 \*\*\* Please provide any alternate product sample to designers for approval



**CT1 - QUARTZ BACKSPLASH** (*Primary Ensuite*)

---


NAME: Engineered Quartz  
 COLOUR/FINISH: 5131 Calacatta Nuvo, Polished finish  
 BRAND: Caesarstone  
 DIMENSIONS: 3cm thk. - see ID Drawings for height  
 NOTES: Square Edge  
 \*\*\* Please provide any alternate product sample to designers for approval



**CT2 - WOOD SLAB** (*Powder Bath + Laundry + Primary WIC*)

---

NAME: Solid wood slab  
 COLOUR/FINISH: White Oak, Finished with ST1  
 DIMENSIONS: Approx 2.5-5" thk. Solid wood slab  
 NOTES: Mounted with hidden hardware  
 Square edge (no live edge)



**CT3 - PORCELAIN COUNTERS** (*Outdoor Kitchen Area*)

---

NAME: Porcelain Counters  
 COLOUR/FINISH: Black Tempest, Silk finish  
 DIMENSIONS: 12mm, mitered edge to 3cm  
 NOTES: Mitered edge  
 For ether side of built-in BBQ + backsplash  
 All exposed edges to be mitred



CLIENT: Northland Properties - Mountain Road Estates  
EMAIL: lr.lmcintyre@revelstokemountainresort.com  
DATE: 5/28/2026

Designer's Rep/Supplier: Lauren Valhalla @ Splashes/Andrew Sheret Salmon Arm - lauren.valhalla@sheret.com

## 7 - PLUMBING



### KITCHEN FAUCET

NAME: Artesso Single Handle Articulating Kitchen Faucet  
COLOUR/FINISH: Venetian Bronze  
BRAND: Brizo  
CODE: 63225LF-RB  
QTY: Contractor to Perform Takeoff's



### KITCHEN SINK

NAME: Strive 44" undermount single-bowl workstation kitchen sink  
COLOUR/FINISH: Stainless Steel  
BRAND: Kohler  
CODE: K-33665-PC-NA  
DIMENSIONS: 44"W x 10-5/8"D x 13-5/16"W  
QTY: Contractor to Perform Takeoff's



### BASEMENT BAR FAUCET

NAME: Artesso Bar Faucet  
COLOUR/FINISH: Venetian Bronze  
BRAND: Brizo  
CODE: 61025LF-RB  
QTY: Contractor to Perform Takeoff's



### BASEMENT BAR SINK

NAME: Precis U Bar  
COLOUR/FINISH: White  
BRAND: Blanco  
CODE: 401703  
DIMENSIONS: 13.75"W x 18"D x 8"H  
QTY: Contractor to Perform Takeoff's



**BATHROOM VESSEL FAUCET** (*Bathroom 1*)

---


NAME: Rook Single-Handle Vessel Lavatory Faucet with Channel Spout  
COLOUR/FINISH: Venetian Bronze  
BRAND: Brizo  
CODE: 65461LF-RB  
QTY: Contractor to Perform Takeoff's



**BATHROOM VESSEL FAUCET** (*Powder Room*)

---

NAME: Cassidy Single Handle Vessel Bathroom Faucet  
COLOUR/FINISH: Venetian Bronze  
BRAND: Delta  
CODE: 797LF-RB  
QTY: Contractor to Perform Takeoff's



**BATHROOM VESSEL SINK** (*Powder Room*)

---

NAME: Coroneo Aged Copper Vessel Sink  
COLOUR/FINISH: Hammered Aged Copper 18 Gauge  
BRAND: Thompson Traders  
CODE: BSV-1212BC  
DIMENSIONS: Depth: 3", Outer: 12", Inner: 12"  
QTY: Contractor to Perform Takeoff's  
NOTES: Order with Coordinating Drain-bronze bottle trap



**BATHROOM VESSEL SINK** (*Powder Room*)

---

NAME: Stone Bathroom Vessel Sink  
COLOUR/FINISH: White Marble  
BRAND: Lenova  
CODE: SV-20  
DIMENSIONS: L 15.0 x W 18.5 x H 6.0 (in.)  
QTY: Contractor to Perform Takeoff's  
NOTES: Order with bronze pop-up sink drain & bronze bottle trap



**BATHROOM FAUCET** (*Bathroom 2 + 2.2*)

---

NAME: Rook Single-Handle Lavatory Faucet 1.5 GPM  
COLOUR/FINISH: Venetian Bronze  
BRAND: Brizo  
CODE: 65060LF-RB  
QTY: Contractor to Perform Takeoff's



**BATHROOM FAUCET** (*Ensuite 2, 3, 4, 5*)

---


NAME: Cassidy Single Handle Bathroom Faucet  
COLOUR/FINISH: Venetian Bronze  
BRAND: Delta  
CODE: 597LF-RBMPU  
QTY: Contractor to Perform Takeoff's

**BATHROOM SINK** (*Ensuite 2, 3, 4, 5, Primary Ensuite*)

---




NAME: Atherton Under Counter Lavatory  
COLOUR/FINISH: Cotton White  
BRAND: Toto  
CODE: LT221#01  
DIMENSIONS: 17"W x 13"D x 4"H  
QTY: Contractor to Perform Takeoff's  
NOTES: Venetian Bronze Drain



**BATHROOM FAUCET** (*Bathroom 3*)

---

NAME: Tresa Widespread Lavatory Faucet  
COLOUR/FINISH: Venetian Bronze  
BRAND: Brizo  
CODE: 65338LF-RB  
QTY: Contractor to Perform Takeoff's



**BATHROOM FAUCET** (*Bathroom 3*)

---

NAME: Rook Widespread Lavatory Faucet w/ Bidet Cross Handles  
COLOUR/FINISH: Venetian Bronze  
BRAND: Brizo  
CODE: HX5361-RB  
QTY: Contractor to Perform Takeoff's



**BATHROOM FAUCET** (*Primary Ensuite*)

---

NAME: Cassidy Two Handle Widespread Bathroom Faucet  
COLOUR/FINISH: Venetian Bronze  
BRAND: Delta  
CODE: 3597LF-RBMPU + H295RB  
QTY: Contractor to Perform Takeoff's  
Order w/ Metal Cross Handle Set



**SHOWER SYSTEM** (*Bathroom 2, 2.2 + 3*)

---

NAME: Shower System Includes:  
1 Essential Shower Series 11" Classic Round Single-Function Raincan Shower Head - 1.75 GPM  
2 Essential Shower Series 6" Linear Square Wall Mount Shower Arm And Flange  
3 Rook Slide Bar Handshower with H2OKinetic Technology  
4 Rook Pressure Balance Valve with Integrated 3-Function Diverter Trim  
COLOUR/FINISH: Venetian Bronze  
BRAND: Brizo  
CODE: 1 83310-RB  
2 RP71650RB  
3 88761-RB



4 T75P560-RB (trim) + R75000

QTY: Contractor to Perform Takeoff's (2 per bathroom 3)

NOTES: Bathroom 3 is a double shower

**SHOWER SYSTEM** (*Ensuite 2, 3, 4, 5, Primary Ensuite*)

---



NAME: Shower System Includes:  
1 Essential Shower Series 11" Classic Round Single-Function Raincan Shower Head - 1.75 GPM  
2 Delta 16 1/2 Shower Arm IPS + Flange  
3 Hand Shower 3F 1.75 GPM W/Slide Bar  
4 Traditional RND PBAL WMNT Valve Trim F/MCH W/2-Lever Integral 3W DIV Monitor 14 VBRZ

COLOUR/FINISH: Venetian Bronze  
BRAND: Brizo + Delta  
CODE: 1 83310-RB  
2 RP46870RB + RP6025RB  
3 57021-RB + 50560-RB  
4 24897-RB + R22000

QTY: Contractor to Perform Takeoff's (2 per bathroom 3)

NOTES: **Primary Ensuite** is a double shower

**SHOWER GLASS** (*Ensuite2, 3 4, 5, Primary Ensuite*)

---



NAME: Fluted Shower Glass Screen  
COLOUR/FINISH: Clear glass w/ connection hardware to match plumbing fixtures  
BRAND: Custom  
DIMENSIONS: TBC with drawings

**FREESTANDING TUB FAUCET** (*Bathroom 3*)

---



NAME: Rook Freestanding Floor Mount Tub Filler  
COLOUR/FINISH: Venetian Bronze  
BRAND: Brizo  
CODE: T70161-RB + R70100 (rough)  
QTY: Contractor to Perform Takeoff's

**FREESTANDING TUB FAUCET** (*Primary Ensuite*)

---

NAME: Cassidy Roman Bathtub Filler Trim 8-1/2" Floor-Mount 4H  
COLOUR/FINISH: Venetian Bronze  
BRAND: Delta  
CODE: T4797-RBFL-LHP + H795RB (cross handles)  
QTY: Contractor to Perform Takeoff's

### FREESTANDING TUB *(Bathroom 3)*

---



NAME: Aurora 72 in Antique Copper  
COLOUR/FINISH: Hand hammered copper bathtub, Antique finish  
BRAND: Native Trails Home  
CODE: CPS902 Antique  
DIMENSIONS: 72" x 32" x 32" OD  
QTY: Contractor to Perform Takeoff's  
NOTES: Trip Lever Bath Waste & Overflow: DR280

### FREESTANDING TUB *(Primary Ensuite)*

---



NAME: Sandringham Cast Iron Bathtub  
COLOUR/FINISH: White  
BRAND: Cheviot  
CODE: 2163-WW  
DIMENSIONS: 70-1/8"L x 31-1/2"W x 23"H  
QTY: Contractor to Perform Takeoff's  
NOTES: #2163 | No Faucet Holes

### TOILET

---




NAME: Veil Wall Hung Compact Toilet Bowl + Quiet-Close elongated lid  
COLOUR/FINISH: White  
BRAND: Kohler  
CODE: 31539-0  
DIMENSIONS: H=13.25, W=15.0, D=21.8125  
QTY: Contractor to Perform Takeoff's  
NOTES: Order with Kohler bevel flush actuator plate (white finish) + appropriate wall carrier

### BATHROOM HARDWARE/ACCESSORIES

---

#### TOWEL BAR

---



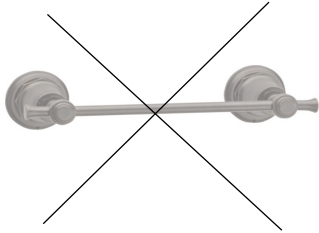
NAME: Rook 24" Towel Bar  
COLOUR/FINISH: Venetian Bronze  
BRAND: Brizo  
CODE: 692461-RB  
DIMENSIONS: 24"  
QTY: Contractor to Perform Takeoff's

#### TOWEL BAR

---



NAME: Cassidy Towel Bar 24" Curved Bronze  
COLOUR/FINISH: Venetian Bronze  
BRAND: Delta  
CODE: 79724-RB  
DIMENSIONS: 24"  
QTY: Contractor to Perform Takeoff's



#### HAND TOWEL HOOK

---


NAME: Rook 8" Towel Bar  
COLOUR/FINISH: Venetian Bronze  
BRAND: Brizo  
CODE: 694761-RB  
DIMENSIONS: 8"  
QTY: Contractor to Perform Takeoff's



#### HAND TOWEL HOOK

---

NAME: Cassidy Towel Ring - 7" Round Bronze  
COLOUR/FINISH: Venetian Bronze  
BRAND: Delta  
CODE: 9746-RB  
DIMENSIONS: 7"  
QTY: Contractor to Perform Takeoff's



#### TOWEL HOOK

---


NAME: Rook Double Robe Hook  
COLOUR/FINISH: Venetian Bronze  
BRAND: Brizo  
CODE: 693561-RB  
QTY: Contractor to Perform Takeoff's



#### TOWEL HOOK

---

NAME: Cassidy Robe Hook  
COLOUR/FINISH: Venetian Bronze  
BRAND: Delta  
CODE: 79735-RB  
QTY: Contractor to Perform Takeoff's



#### TISSUE HOLDER

---

NAME: Rook Tissue Holder  
COLOUR/FINISH: Venetian Bronze  
BRAND: Brizo  
CODE: 695061-RB  
QTY: Contractor to Perform Takeoff's



#### TISSUE HOLDER

---

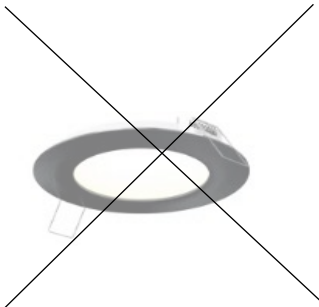
NAME: Cassidy 79750-RB Open Wall-Mount Toilet Paper Holder  
COLOUR/FINISH: Venetian Bronze  
BRAND: Delta  
CODE: 79750-RB  
QTY: Contractor to Perform Takeoff's



CLIENT: Northland Properties - Mountain Road Estates  
EMAIL: lr.lmcintyre@revelstokemountainresort.com  
DATE: 5/28/2026

Designer's Rep/Supplier: Trish Wright @ Robinson Lighting Kelowna - Trishw@robinsonlighting.com

## 8 - LIGHTING + ELECTRICAL



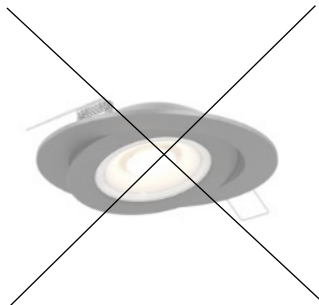
### L1 - POTLIGHTS

NAME: Standard 4" pot light  
COLOUR/FINISH: Black  
BRAND: contractor/electrician preferred  
DIMENSIONS: 4" Diam.  
QTY: Electrician to Perform Takeoff's  
NOTES: \*3000K Colour temperature



### L1 - POTLIGHTS

NAME: Skye Recessed Downlight  
COLOUR/FINISH: Black  
BRAND: Liteline  
DIMENSIONS: 4-3/4"diam w/ casing  
CODE: SLMB4-12W-RT-BK (black round accessory code)  
QTY: Electrician to Perform Takeoff's  
NOTES: \*3000K Colour temperature



### L2 - GIMBAL LIGHTS (Vaulted Ceilings)

NAME: Standard 4" Gimbal Light  
COLOUR/FINISH: Black  
BRAND: contractor/electrician preferred  
DIMENSIONS: 4" Diam.  
QTY: Electrician to Perform Takeoff's  
NOTES: \*3000K Colour temperature



### L3 - KITCHEN ISLAND PENDANTS

NAME: Goodman Large Hanging Lamp  
COLOUR/FINISH: Bronze  
BRAND: Visual Comfort  
CODE: TOB 5014BZ-BZ  
DIMENSIONS: 24"diam  
QTY: Electrician to Perform Takeoff's (3 Per Kitchen Island)



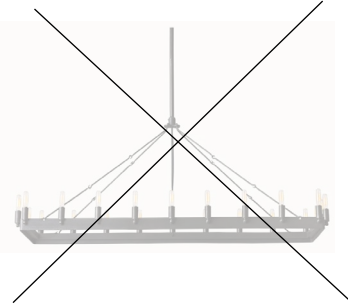
#### L4 - KITCHEN SCONCES + BASEMENT BAR SCONCES

---

NAME: Gesture Sconce / Flush Mount  
 COLOUR/FINISH: Midnight Black  
 BRAND: Visual Comfort  
 CODE: KWL1071MBK  
 DIMENSIONS: 12.875" Diam.  
 QTY: Electrician to Perform Takeoff's (2 Per Kitchen) (1 per bar)

#### ~~L5 - DINING ROOM PENDANT~~

---




~~NAME: Camino Vintage Filament Rectangular Chandelier 52"  
 COLOUR/FINISH: Iron  
 BRAND: Restoration Hardware  
 CODE: 10003221 IRON  
 DIMENSIONS: 52 3/4"W x 15 3/4"D x 29"H  
 QTY: Electrician to Perform Takeoff's (1 Per Dining Room)~~

#### L5 - DINING ROOM PENDANT

---



NAME: Barclay Linear Chandelier  
 COLOUR/FINISH: Matte Black  
 BRAND: Z-lite  
 CODE: 482-16L-MB  
 DIMENSIONS: 56"L x 20"W x 25.5"  
 QTY: Electrician to Perform Takeoff's (1 Per Dining Room)



#### ~~L6 - DINING ROOM SCONCES~~

---

~~NAME: Alora Abbott 19-in Wall/Vanity Light  
 COLOUR/FINISH: Urban-Bronze / Alabaster  
 BRAND: Kuzco  
 CODE: WV327019UBAR  
 DIMENSIONS: 4-1/4 W x 18-3/4 H x 3-7/8 E  
 QTY: Electrician to Perform Takeoff's (2 Per Dining Room)~~

#### L6 - DINING ROOM SCONCES

---



NAME: Lupe Wall Sconce  
 COLOUR/FINISH: Old Bronze  
 BRAND: Mitzi  
 CODE: H285101-OB  
 DIMENSIONS: 12"H x 6.25"W x 14" extension  
 QTY: Electrician to Perform Takeoff's (2 Per Dining Room)

### L7 - ENTRY CHANDELIER

---



NAME: Alora Mood Seno 32-in Chandelier  
COLOUR/FINISH: Matte Black  
BRAND: Kuzco  
CODE: CH450732MB  
DIMENSIONS: 32 L x 32 W x 19-1/8 H x 32 D  
QTY: Electrician to Perform Takeoff's (1 Per Entry)

### L8 - STAIR SCONCES

---



NAME: Alora Abbott 19-in Wall/Vanity Light  
COLOUR/FINISH: Urban Bronze / Alabaster  
BRAND: Kuzco  
CODE: WV327019UBAR  
DIMENSIONS: 4-1/4 W x 18-3/4 H x 3-7/8 E  
QTY: Electrician to Perform Takeoff's (3 Per Stairwell)  
[See drawing for quantities](#)

### L9 - BATHROOM PENDANTS (*Powder Room*)

---



NAME: ONYX NOMAD OPAL 0705 LA00  
COLOUR/FINISH: Rust with Opale frosted bulb & Copper Fabric Wire & Matte black canopy  
BRAND: Luminaire Authentik  
CODE: ONYX NOMAD OPAL 0705 LA00  
QTY: Electrician to Perform Takeoff's (2 Per Powder Room)  
NOTES: Mount at 2 different heights. To be confirmed with drawings

### L10 - BATHROOM SCONCES (*Ensuite 2, 3, 4, 5, Primary Ensuite*)

---



NAME: Odette Sconce  
COLOUR/FINISH: Black  
BRAND: Matteo  
CODE: S05403BK  
DIMENSIONS: 4 3/4"W x 24"H x 4 1/2"E  
QTY: Electrician to Perform Takeoff's  
NOTES: Small Vanity gets 1, larger vanity gets 2, primary gets 3  
[See drawing for quantities](#)

### L11 - BEDROOM FLUSH-MOUNT (*Bedroom 2 + 3*)

---



NAME: Goodman Large Hanging Lamp  
COLOUR/FINISH: Bronze with Antique Brass - Linen Shade  
BRAND: Visual Comfort  
CODE: TOB 5014BZ/HAB-L  
DIMENSIONS: 24" Diam  
QTY: Electrician to Perform Takeoff's (1 Per Bedroom)

**L12 – BEDROOM CHANDELIER** *(Primary Bedroom)*

---



NAME: Camino Vintage Filament Round Chandelier 26"  
COLOUR/FINISH: Iron  
BRAND: Restoration Hardware  
CODE: 10003225-IRON  
DIMENSIONS: 26¾" diam., 19"H  
QTY: Electrician to Perform Takeoff's (1 Per Primary Bedroom)

**L12 - BEDROOM CHANDELIER** *(Primary Bedroom)*


---



NAME: Barclay Chandelier  
COLOUR/FINISH: Matte Black  
BRAND: Z-Lite  
CODE: 482R-8MB  
DIMENSIONS: 33"W x 32"H  
QTY: Electrician to Perform Takeoff's (1 Per Primary Bedroom)

**L13- UNDER CABINET LIGHTING - CHANNEL + LENS** *(Kitchen shelves, Primary millwork shelves, Basement Bar)*

---




NAME: Channel + Lens  
COLOUR/FINISH: Silver Grey  
BRAND: VeroBoard  
CODE: VBD-CH-RF1  
DIMENSIONS: To run entire length of upper cabinets in kitchens  
QTY: Contractor to perform takeoff  
NOTES:

**L13- UNDER CABINET LIGHTING - STRIP LIGHT** *(Kitchen shelves, Primary millwork shelves, Basement Bar)*

---



NAME: Strip Light  
COLOUR/FINISH: 3000K light temperature  
BRAND: VeroBoard  
CODE: ,666561425951  
DIMENSIONS: To run entire length of upper cabinets in kitchens  
QTY: Contractor to perform takeoff  
NOTES:



### W- WHITE OUTLETS + SWITCHES

---

NAME: Deco style outlets + switches (w/ dimmers)  
COLOUR/FINISH: White  
BRAND: Electrician preferred  
DIMENSIONS:  
QTY: Electrician to Perform Takeoff's  
NOTES: Screwless Plates  
NOTES: See ID Drawings



### B- BLACK OUTLETS + SWITCHES

---

NAME: Deco style outlets + switches (w/ dimmers)  
COLOUR/FINISH: Black  
BRAND: Electrician preferred  
DIMENSIONS:  
QTY: Electrician to Perform Takeoff's  
NOTES: Screwless Plates  
NOTES: See ID Drawings



### E1- TV BOX

---

NAME: OnQ Media Enclosure  
COLOUR/FINISH: White  
BRAND: Legrand  
DIMENSIONS: 14"W x 17"H  
QTY: Electrician to Perform Takeoff's  
NOTES: For Frame TV's



### E2- GROMMET HOLE FLANGE

---

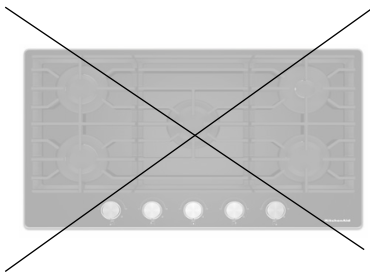
NAME: 2 Inch Flexible Desk Grommet Organize Wires And Cables On Office Equipment  
COLOUR/FINISH: Black  
BRAND: Cnrfeop (or similar)  
DIMENSIONS: 2"  
QTY: 1 per ground floor fireplace  
NOTES: For Cords from TV to speakers, outlets, etc.



CLIENT: Northland Properties - Mountain Road Estates  
EMAIL: lr.lmcintyre@revelstokemountainresort.com  
DATE: 5/28/2026

Designer's Rep/Supplier: Dimpy Sanghera @ City Furniture Revelstoke - cityfurniture Revelstoke@gmail.com

## 9 - APPLIANCES



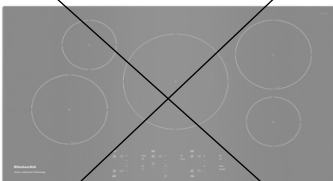
### COOKTOP (Gas Option)

NAME: 36" Gas-on-Glass Cooktop  
COLOUR/FINISH: Black and Glass  
BRAND: KitchenAid  
CODE: KCGG536PBL  
DIMENSIONS: 37"W x 19 1/6"D x 3 1/4"H  
QTY: Contractor to Perform Takeoff's



### COOKTOP (Gas Option)

NAME: 36" Transitional Gas Cooktop - 5 Burners  
COLOUR/FINISH: Black  
BRAND: Wolf  
CODE: CG365T/S  
DIMENSIONS: 36" W x 4" H x 21" D  
QTY: Contractor to Perform Takeoff's



### COOKTOP (Induction Option)

NAME: 36-Inch 5-Element Sensor Induction Cooktop  
COLOUR/FINISH: Black  
BRAND: KitchenAid  
CODE: KCIG556JBL  
DIMENSIONS: 36-11/16"W x 21-23/32"D x 3-1/4"H  
QTY: Contractor to Perform Takeoff's



### COOKTOP (Induction)

NAME: 36" Contemporary Induction Cooktop  
COLOUR/FINISH: Black  
BRAND: Wolf  
CODE: CI36560C/B  
DIMENSIONS: 36" W x 2 1/2" H x 21" D  
QTY: Contractor to Perform Takeoff's



**WALL OVEN**

---

NAME: 30" Combination Microwave Wall Oven with Air Fry Modem  
COLOUR/FINISH: Black Stainless Steel with PrintShield Finish  
BRAND: KitchenAid  
CODE: KOEC530PBS-  
DIMENSIONS: 41-3/4"H x 24-1/2"D x 29-3/4"W  
QTY: Contractor to Perform Takeoff's



**WALL OVEN**

---

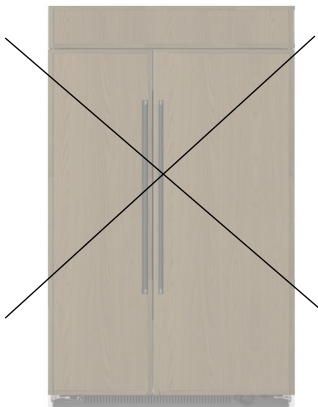
NAME: 30" E Series Transitional Built-In Single Oven  
COLOUR/FINISH: Stainless  
BRAND: Wolf  
CODE: SO3050TE/S/T  
DIMENSIONS: 29 7/8"W x 28 1/2"H x 23"D  
QTY: Contractor to Perform Takeoff's



**MICROWAVE OVEN**

---

NAME: 30" E Series Transitional Drop-Down Door Microwave Oven  
COLOUR/FINISH: Stainless  
BRAND: Wolf  
CODE: MDD3050TE/S/T  
DIMENSIONS: 29 7/8" W x 17 7/8" H x 20" D  
QTY: Contractor to Perform Takeoff's



**FRIDGE + FREEZER**

---

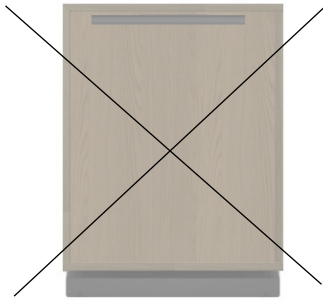
NAME: 30 Cu. Ft. 48" Built-In Side-by-Side Refrigerator with Panel-Ready  
COLOUR/FINISH: Panel-Ready  
BRAND: KitchenAid  
CODE: KBSN708MPA  
DIMENSIONS: 46-3/4" W x 25"D x 83-1/2"H  
QTY: Contractor to Perform Takeoff's



**FRIDGE + FREEZER**

---

NAME: 48" Classic Side-by-Side Refrigerator/Freezer with Internal Dispenser - Panel Ready  
COLOUR/FINISH: Panel-Ready  
BRAND: Sub Zero  
CODE: CL4850SID/O  
DIMENSIONS: 48" W x 84" H x 24" D  
QTY: Contractor to Perform Takeoff's



### DISHWASHER

---


NAME: PrintShield Finish Flush-To Cabinet Dishwasher w/ Reflex Fit Third Level  
 COLOUR/FINISH: Panel-Ready  
 BRAND: KitchenAid  
 CODE: KDTF924PPA  
 DIMENSIONS: Standard 24"W  
 QTY: Contractor to Perform Takeoff's



### DISHWASHER

---

NAME: 24" ADA HEIGHT DISHWASHER - PANEL READY  
 COLOUR/FINISH: Panel-Ready  
 BRAND: Cove  
 CODE: DW2451/ADA  
 DIMENSIONS: 23 5/8"W x 32 1/2"H x 23 1/4"D  
 QTY: Contractor to Perform Takeoff's



### RECESSED HOOD FAN

---

NAME: Q2-36" Inset  
 COLOUR/FINISH: Stainless-Steel  
 BRAND: Victory Range Hoods  
 DIMENSIONS: 36"W x 14-1/2"H x 15"D  
 QTY: Contractor to Perform Takeoff's  
 Can customize CFM, venting size and venting direction



### RECESSED HOOD FAN

---

NAME: 36" Pro Hood Liner - 22" Depth  
 COLOUR/FINISH: Stainless Steel  
 BRAND: Wolf  
 DIMENSIONS: 34 3/8" W x 12 1/8" H x 22 5/8" D  
 QTY: Contractor to Perform Takeoff's  
 #814421 Internal Blower



### WASHER

---

NAME: 5.2 cu. Ft. Smart Load Energy Star Cert. Washer w/ FreshFlow Vent System  
 COLOUR/FINISH: Radiant Silver  
 BRAND: Whirlpool  
 CODE: WFW6720RR  
 DIMENSIONS: 31.56"D x 39"H x 27"W  
 QTY: Contractor to Perform Takeoff's



### DRYER

---

NAME: 7.4 cu. Ft. Smart Load Energy Star Cert. Dryer w/ Wrinkle Shield Option  
COLOUR/FINISH: Radiant Silver  
BRAND: Whirlpool  
CODE: **YWED6720RR**  
DIMENSIONS: 31.56"D x 39"H x 27"W  
QTY: Contractor to Perform Takeoff's



### BASEMENT BAR FRIDGE

---

NAME: 24" Undercounter Refrigerator with Glass Door and Shelves with Metallic Accents and with PrintShield™ Finish  
COLOUR/FINISH: Black Stainless Steel with PrintShield™ Finish  
BRAND: KitchenAid  
CODE: KURL314KBS  
DIMENSIONS: 23-7/8" W x 23-5/8" D x 34-3/8" H  
QTY: Contractor to Perform Takeoff's



### BASEMENT BAR FRIDGE

---

NAME: 24" Designer Undercounter Beverage Center - Panel Ready  
COLOUR/FINISH: Stainless Steel  
BRAND: Sub Zero  
CODE: DEU2450BG  
DIMENSIONS: 24" W x 34 1/2" H x 23 1/8" D  
QTY: Contractor to Perform Takeoff's



### BBQ

---

NAME: Built-in Prestige PRO 500 RB  
COLOUR/FINISH: Stainless Steel  
BRAND: Napoleon  
CODE: BIPRO665RBPSS-3  
DIMENSIONS: 32.5"W x 25"D x 24"H  
QTY: Contractor to Perform Takeoff's  
NOTES: Builder to confirm propane tank or line will be provided  
Order with:  
IM-UGC500-CN Under grill cabinet  
and PRO 500 Built-in Grill Cover



CLIENT: Northland Properties - Mountain Road Estates  
EMAIL: lr.lmcintyre@revelstokemountainresort.com  
DATE: 5/28/2026

---

## 10 - FIREPLACE

---

### LIVING ROOM - WOOD BURNING

---

#### *FIREPLACE (High Efficiency Wood Burning Option)*

---



NAME: Waterloo—Arched Faceplate Wood Fireplace  
COLOUR/FINISH: Black  
BRAND: Valcourt  
CODE: FP15A  
DIMENSIONS: 45-1/4"W x 43-1/4"H (33"W x 12-3/4"H viewing area)  
QTY: Contractor to Perform Takeoff's  
NOTES: Classic Molded Brick Panels (AC02360)  
Black Arched Faceplate (VA15FA07)  
Urban Style Faceplate—Louved (LA15L08)



#### *FIREPLACE (Decorative Wood Burning Option)*

---

NAME: St-Laurent Linear Wood Fireplace  
COLOUR/FINISH: Black  
BRAND: Valcourt  
CODE: FP16D  
DIMENSIONS: 41-1/8"W x 14-7/8" viewing area  
QTY: Contractor to Perform Takeoff's  
NOTES: Contemporary Molded Brick Panels (VA16071M)  
Guillotine-style door and fire screen system



#### *FIREPLACE (Gas) (FPT)*

---

NAME: Savannah Summit 65 - Deluxe Linear Gas Fireplace  
COLOUR/FINISH: Black Glass, Grey Pebbles  
BRAND: Savannah Heating Products  
CODE: Summit 65  
DIMENSIONS: 18.57"H x 62.59"W viewing area  
QTY: Contractor to preform takeoff  
NOTES: Clean face surround  
\*add driftwood logs to kit\*

#### **MANTLE**

---

NOTE: Do not require - not in design

#### **HEARTH**

---

NOTE: Do not require - not in design

**PRIMARY BEDROOM - GAS FIREPLACE**

---



**FIREPLACE**

---

NAME: SRF40 – 40" Square Gas Fireplace  
COLOUR/FINISH: Black  
BRAND: Valcourt  
CODE: SRF40  
DIMENSIONS: 35-3/4" x 30-3/8" H viewing area  
QTY: Contractor to Perform Takeoff's  
NOTES: Driftwood w/ Ember & Black Glowing Wool (AC04347)  
Black Reflected Glass Panels (AC04322)

**FIREPLACE (Gas) (FP2)**

---



NAME: Savannah Pinnacle 55 Deluxe – Linear Gas Fireplace  
COLOUR/FINISH: Black Glass, Grey Pebbles  
BRAND: Savannah Heating Products  
CODE: Pinnacle 55  
DIMENSIONS: 18½" x 52¾" viewing window  
QTY: Contractor to preform takeoff  
NOTES: Clean face surround  
\*add driftwood logs to kit\*

**MANTLE**

---

NOTE: Do not require - not in design

**HEARTH**

---

NOTE: Do not require - not in design