

5/27/2026

R2

Spruce + Arrow Design Co.
250-814-3822
designs@spruceandarrow.ca
Unit 2, 616 3rd St. W. Revelstoke BC.



MOUNTAIN ROAD ESTATES - SELECTIONS PACKAGE

Colour Scheme 1 - **AURORA** (*White Oak, Light Wood*)



R1- Issue with ID Drawing

Bathroom Legend

T1 - Entry Tile Selected

T2 - Floor + Wall Tile - Tile Edge

Shower Details - Ensuities 2+3

P3 - Feature Colour - Location

Feature Walls + Ceilings - Confirmed Spec

Feature Walls - Lay + Locations

Faux Wood Beams - Finish

HW7 - Garbage Pull-Out
CT3 - Stainless Steel Counters
Freestanding Tub - SKU, Size
L8 - Stair Sconces - Quantity
L10 - Bathroom Sconce - Quantity
W - White Outlets + Switches
B - Black Outlets + Switches
E1 - TV Box
Appliance Spec Changes
Washer + Dryer - Code Change
BBQ - Added Spec
Fireplace - Spec Change
E2 - Grommet FP
ST1 + ST2 - stain specs to match MW + exterior soffit

R2 Changes as of June 2026

L5 - Dining Room Pendant Spec
L12 - Bedroom Chandelier
L13 - Under Cabinet Lighting
T1 - Tile Nosing Spec
Wall, floor, and ceiling vents
CR1 - Cove Crown Spec
CR2 - Flat Crown Spec
L1 - Pot Light Spec




CLIENT: Northland Properties - Mountain Road Estates
EMAIL: li@mcintyre@revelstokemountainresort.com
DATE: 5/27/2026

For Budgeting Purposes Only

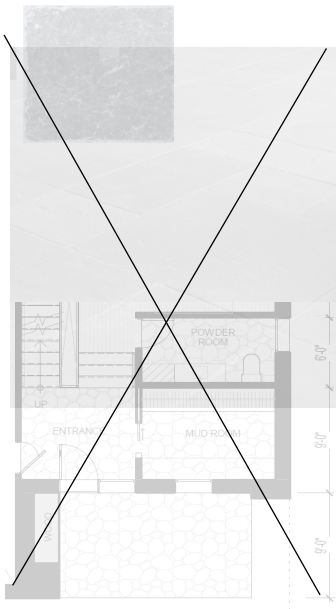
Designer's Rep/Supplier: Colby Russell @ Revelstoke United Floors - colby@revelstokeunitedfloors.ca

1 - FLOORING + TILE

H1 - HARDWOOD




NAME: Engineered White Oak Hardwood. Encore construction
COLOUR/FINISH: Barossa, brushed texture, DuRa finish ultra matte
BRAND: Craft Flooring
DIMENSIONS: 8" x 5/8"thk. X 1'-8' lengths x 3mm wear layer
QTY: Contractor to Perform Takeoff's
NOTES: Natural Grade - specially selected to limit excessive colour variation while highlighting wood's natural characteristics
To run from front to back of villa
Canadian Spruce core (higher price point than European)
Matching stair nosings
30 year warranty (finish), lifetime warranty (structure), GREENGAURD Gold/CARB II Compliant, PEFC / Red list Free



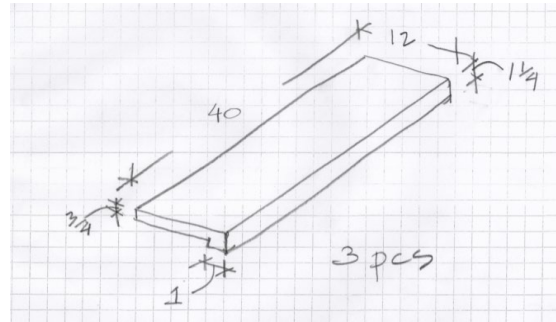
T1 - FLOOR TILE (Entry/Mud/Powder Room + Exterior Patios) -OPTION 1

NAME: Bayshore Collection Paving & Cobble Stones
COLOUR/FINISH: Champagne Grey Pavers & Cobbles, Natural Finish
BRAND: Bedrock Natural Stone
SUPPLIER: Whitecap Supply Canada Inc (Kelowna). Rep; Brett Rhine
DIMENSIONS: Multiple sizes for a varying lay (as image shows)
Mix of custom and standard cut sizes
QTY: Contractor to Perform Takeoff's
PATTERN: See note below
GROUT: pending sample review
Exterior install varies - confirm with rep.
FILE EDGE: N/A (natural stone)
NOTES: **Suggest in floor heating at tiled floor areas**
NOTES: Stone to be sealed

T1 - FLOOR TILE (*Entry/Mud + Front Exterior Patio*) -OPTION 2

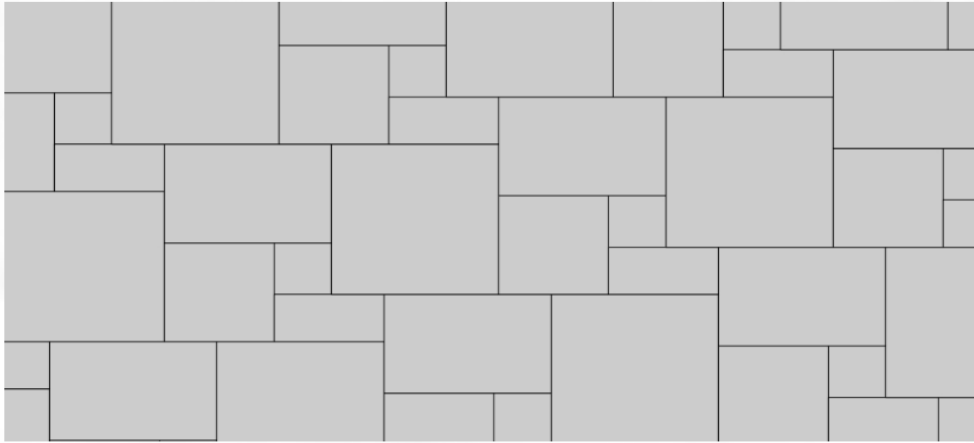


NAME: Marble Tumbled Paver
COLOUR/FINISH: Black Carmanah
BRAND: Vancouver Island Marble Quarries
SUPPLIER: Matrix Marble/Vancouver Island Marble. Rep; Ivo Zanatta
DIMENSIONS: Multiple sizes for a varying lay (as image shows)
Mix of custom and standard cut sizes
QTY: Contractor to Perform Takeoff's
PATTERN: See note below
GROUT: pending sample review
Exterior install varies - confirm with rep.
TILE EDGE: N/A (natural stone)
NOSINGS: Nosing supplied by Vancouver Island Marble
40"W x 12"D x 3/4"thk W/ 1"D x 1-1/4"H nosing
To be used outdoors as req. + indoors across entire front face of entry landing (step down into living + across drywall header above basement stairs)



PAVERSTONE PATTERN

Five Stone



The five stone pattern, as indicated by the name, uses five different stones and is a remarkable pattern that is not as complicated to arrange as it looks like it is. The pattern uses the following paver sizes:


- 4" x 4" (Small Square Approximately 4%)
- 4" x 8" (Small Rectangle Approximately 8%)
- 8" x 8" (Medium Square Approximately 16%)
- 8" x 12" (Medium Rectangle Approximately 32%)
- 12" x 12" (Large Square Approximately 43%)

T2 - FLOOR + WALL TILE (*Ensuite 2, 3, 4, 5 main floors + shower floors, shower walls, and half wall behind vanity*)



NAME: Gentle Stone Porcelain Tile
COLOUR/FINISH: Mink, Matte finish
BRAND: Stone Tile
CODE: PGES-MINK-TAU-05950595-MATT-010-00
DIMENSIONS: 24" x 24"
QTY: Contractor to Perform Takeoff's
PATTERN: Stacked Lay
GROUT: Grout colour pending sample review
TILE EDGE: **Brushed Nickel Schluter edge ((ATGB) where necessary)**
Tile edge to be used on outside shower wall only - ledge/half wall behind vanity and into shower to be mitered.

T3 - FLOOR TILE (*Primary Ensuite main floor into shower floor*)



NAME: Novah by Studio McGee Porcelain Tile
COLOUR/FINISH: Glacier - Natural
BRAND: Ann Sacks
CODE: AS20652-009
DIMENSIONS: 4.5" x 9" (0.335"thk.)
QTY: Contractor to Perform Takeoff's
PATTERN: Brick Lay
GROUT: Grout colour pending sample review
TILE EDGE: No tile edge necessary (wall to wall install) (flush transition into shower)

T4 - WALL TILE (*Primary Ensuite Shower Walls*)



NAME: Campogalliano Centuries Panarea 12x24 Porcelain Tile
COLOUR/FINISH: Antique Florence, Matte Finish
BRAND: Tierra Sol
CODE: FUCPCAF1224N
DIMENSIONS: 12x24
QTY: Contractor to Perform Takeoff's
PATTERN: Brick Lay
GROUT: pending sample review
TILE EDGE: Bright White Schluter edge

PENDING RESELECTION - TILE DISCONTINUED

SHOWER DETAILS (*Ensuite 5*)

LEDGE (*Ensuite 5*)



NAME: 2x4 Half-height wall behind toilet, vanity, and shower
COLOUR/FINISH: T2 Finish on face + cap
DIMENSIONS: See ID Drawings
QTY: Contractor to Perform Takeoff's
NOTES: No tile edge necessary. Edge to be mitered tile.

SHOWER BASE (*Ensuite 5*)



NAME: Custom shower base - Flush with floor
COLOUR/FINISH: T2 Porcelain Tile Finish
DIMENSIONS: See drawings for dimensions
QTY: Contractor to Perform Takeoff's
NOTES: No tile edge necessary - flush transition with bathroom floor

SHOWER DRAIN (*Ensuite 5*)



NAME: Linear Tileable shower drain - Schluter Kerdi Line
COLOUR/FINISH: To be finished with T2 Porcelain tile floor
DIMENSIONS: Approx. 2"W x entire length of shower
QTY: Contractor to Perform Takeoff's
NOTES: To be located against ledge/half wall under the rainfall shower head

SHOWER DETAILS (Ensuite 2, 3, 4 (Adaptable))




LEDGE (Ensuite 2, 3, 4) (Behind sink + toilet only)

NAME: 2x4 Half-height wall behind toilet + vanity
COLOUR/FINISH: T2 Finish on face + cap
DIMENSIONS: See ID Drawings
QTY: Contractor to Perform Takeoff's
NOTES: No tile edge necessary. Edge to be mitered tile.




SHOWER BASE (Ensuite 2, 3, 4)

NAME: Custom shower base - Flush with floor
COLOUR/FINISH: T2 Porcelain Tile Finish
DIMENSIONS: See drawings for dimensions
QTY: Contractor to Perform Takeoff's
NOTES: No tile edge necessary - flush transition with bathroom floor



SHOWER DRAIN (Ensuite 2, 3, 4)

NAME: Linear Tileable shower drain - Schluter Kerdi Line
COLOUR/FINISH: To be finished with T2 Porcelain tile floor
DIMENSIONS: Approx. 2"W x entire length of shower
QTY: Contractor to Perform Takeoff's
NOTES: To be located against ledge/half wall under the rainfall shower head



NICHE (Ensuite 2, 3,4)

NAME: Custom shower niche with tile back, and quartz frame + shelf
COLOUR/FINISH: T2 niche back, CT1 quartz frame and shelf (Ensuite 2, 3, 4)
DIMENSIONS: See ID Drawings
QTY: Contractor to Perform Takeoff's
NOTES: No tile edge necessary (quartz frame and shelf)

SHOWER DETAILS (Primary Ensuite)



NICHE (Primary Ensuite)

NAME: Custom shower niche with tile back, and quartz frame + shelf
COLOUR/FINISH: T4 niche back, CT1 quartz frame and shelf
DIMENSIONS: See ID Drawings
QTY: Contractor to Perform Takeoff's
NOTES: No tile edge necessary (quartz frame and shelf)



SHOWER BASE (Primary Ensuite)

NAME: Custom shower base - Flush with floor
COLOUR/FINISH: T3 Porcelain Tile Finish
DIMENSIONS: See drawings for dimensions
QTY: Contractor to Perform Takeoff's
NOTES: No tile edge necessary - flush transition with bathroom floor

SHOWER DRAIN (*Primary Ensuite*)




NAME: Linear Tileable shower drain - Schluter Kerdi Line
COLOUR/FINISH: To be finished with T3 Porcelain tile floor
DIMENSIONS: Approx. 2"W x entire length of shower
QTY: Contractor to Perform Takeoff's
NOTES: To be located against shower head + control wall (wall shared w/ water closet)



CLIENT: Northland Properties - Mountain Road Estates
EMAIL: lrImcintyre@revelstokemountainresort.com
DATE: 5/27/2026

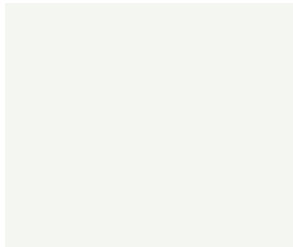
Designer's Rep/Supplier: Kaitlin @ Expressive Interiors - paint@expressiveinteriors.ca

2 - WALL FINISHES



PT1 - WALL COLOUR

NAME: Regal or Ben Paint
COLOUR/FINISH: Vanilla Milkshake, Eggshell Finish
BRAND: Benjamin Moore
CODE: OC-59



PT2 - CEILING COLOUR *(Drywall locations only)*

NAME: Waterborne Ceiling Paint
COLOUR/FINISH: Ceiling White 508 09, Ultra Flat Finish
BRAND: Benjamin Moore
CODE: CEIL-WH01




PT3 - FEATURE COLOUR *(Powder Room)*

NAME: Regal or Ben Paint
COLOUR/FINISH: Cabbage Patch, Matte/Flat Finish
BRAND: Benjamin Moore
CODE: 2141-20
LOCATION: Powder room: 4 Walls + Ceiling



ST1 - STAIN COLOUR *(to match MW1)*

NAME: Interior Stain
COLOUR/FINISH: Clear polyurethane
FINISH: 15 Degree Clear Top Coat
BRAND: TBD
NOTES: Pending designer review of samples



ST2 - STAIN COLOUR *(to match exterior T&G ceilings)*


NAME:
COLOUR/FINISH: Pending designer review of samples
FINISH:
BRAND:
NOTES:

2.2 - FEATURE CEILINGS, WALLS, + DETAILS



FEATURE CEILING *(All Locations)*

NAME: Pre stained material
COLOUR/FINISH: Pending designer review of samples
BRAND: Fisher Coatings
DIMENSIONS:
QTY:
NOTES: Feature Walls and Ceiling to Match



FEATURE WALLS *(Primary Bedroom Headboard Wall, Family Room walls x2, Mudroom wall x1)*

NAME: Pre stained material
COLOUR/FINISH: Pending designer review of samples
BRAND: Fisher Coatings
DIMENSIONS:
QTY:
NOTES: Feature Walls and Ceiling to Match



FAUX WOOD BEAMS *(All Locations)*

NAME: Faux Beams
COLOUR/FINISH: To match millwork, ST1 finish
BRAND: Wood Beam Company Inc. or millworker's choice
DIMENSIONS: Approx. 9"W x 9"H (To be confirmed w/ drawings)
QTY: Layout to be confirmed with designer drawings
NOTES: Pending designer review of samples




CLIENT: Northland Properties - Mountain Road Estates

EMAIL: lrImcintyre@revelstokemountainresort.com

DATE: 5/27/2026

3 - INTERIOR DETAILS



CASING *(Around interior doors + around windows if required)*

NAME: Solid Wood Trim
 COLOUR/FINISH: White Oak, Stained ST1
 BRAND: BH Wood
 CODE: 133
 DIMENSIONS: 5/8" thk. X 3"
 QTY: Contractor to Perform Takeoff's
 INSTALL: Mitered Corners
 JAMB: *White Oak window + door jam, stained ST1, size and depth as per window/door manuf.*



BASEBOARD


NAME: Solid Wood Baseboard
 COLOUR/FINISH: White Oak, Stained ST1
 BRAND: BH Wood
 CODE: 219
 DIMENSIONS: 7/16"thk. X 5-1/5"H
 QTY: Contractor to Perform Takeoff's



INTERIOR DOORS

NAME: 1 Panel Shaker - Interior Wood Door
 COLOUR/FINISH: White Oak, Stained ST1
 BRAND: Wescon Doors
 DIMENSIONS: Please refer to arch. Drawings for door sizes.
 QTY: Contractor to Perform Takeoff's
 NOTES: Solid Wood.
 Custom made/non-stock item

INTERIOR DOOR HANDLES



NAME: Select T-Bar Straight Knurled Lever
 COLOUR/FINISH: Polished Nickel
 BRAND: Emtek
 CODE: 5109US14.TAUS14.SKUS14.LH, 5109US14.TAUS14.SKUS14.RH
 C5109US14.TAUS14.SKUS14
 QTY: Contractor to Perform Takeoff's
 NOTES: Bedroom + Bathrooms - Privacy Style
 Closets - Passage or Dummy Style



POCKET DOOR HANDLES

NAME: Narrow Modern Rectangular Pocket Door Mortise Lock
 COLOUR/FINISH: Polished Nickel
 BRAND: Emtek
 CODE: 2155US14
 QTY: Contractor to Perform Takeoff's
 NOTES: Bedroom + Bathrooms - Privacy Style



BYPASS DOOR FINGER PULLS

NAME: Modern Rectangular Flush Pull
 COLOUR/FINISH: Polished Nickel
 BRAND: Emtek
 CODE: 220304US14
 QTY: Contractor to Perform Takeoff's
 NOTES: Overall length to be 4"H



DOOR HINGES

NAME: Square Barrel Heavy Duty Hinge
 COLOUR/FINISH: Polished Nickel
 BRAND: Emtek
 DIMENSIONS: 4" x 4"
 QTY: Contractor to Perform Takeoff's



STANDARD CLOSET DETAILS

NAME: Custom floating shelves w/ rods below
 SHELVES: Custom floating shelves
 MATERIAL: White Oak Veneer
 FINISH: Clear Coat, Satin Finish
 SIZE: Approx.. 2-1/4"H x 14"D
 QTY: Contractor to Perform Takeoff's
 RODS: Heavy duty hanging rod
 MATERIAL: Polished Nickel
 SIZE: approx. 1-1/2" thk. Heavy-duty
 QTY: Contractor to Perform Takeoff's



M1 - MIRROR (*Powder Room*)

NAME: Donna Mirror
 COLOUR/FINISH: Mirror + Stainless Steel + Plated brushed satin nickel finish
 BRAND: Renwil
 CODE: MT2658
 DIMENSIONS: 44.25"W X 45.25"H X 0.75"D
 QTY: Contractor to Perform Takeoff's



M2 - MIRROR (*Ensuite 2, 3, 4, 5*)

NAME: Custom Cut Vanity Mirror
 COLOUR/FINISH: Mirror w/ polished edges
 BRAND: Contractor preferred
 DIMENSIONS: See drawings for details
 QTY: Contractor to Perform Takeoff's
 NOTES: To run from ledge/half wall to ceiling, from shower glass wall to medicine cabinet above toilet ([see drawings for details](#))



M3 - MIRROR (*Primary Ensuite*)

NAME: Custom Cut Vanity Mirror
 COLOUR/FINISH: Mirror w/ polished edges
 BRAND: Contractor preferred
 DIMENSIONS: See drawings for details
 QTY: Contractor to Perform Takeoff's
 NOTES: To run from vanity quartz backsplash to ceiling, [wall to wall behind vanity](#)



STAIR DETAILS (*Floating Open Treads*)

TREAD: Solid Wood (White Oak) tread by millworker Stained ST1 to match millwork. Treads to be approx. 3" thk.
 NOSING: Square
 RISER: N/A
 STRINGER: 1 center stringer, powder coated matte black

HANDRAIL DETAILS (*Custom Black Railings + Handrails*)

RAILING: Square shaped metal handrail, approx. 3"W x 2"H
 BOTTOM RAIL: Square shaped bottom rail, approx. 3"w x 1/2" thk. Bottom rail to be raised approx. 4" AFF
 SPINDLES: Square profiled spindles, approx. 3/4"W x 3/4"L
 HANDRAIL: Square shaped metal handrail, approx. 3"W x 2"H
 FINISH: Powder coated matte black.
 CONNECTION: Matte black connection to match handrail. Richelieu square bracket for flat handrail, satin black finish # WEBSO1241246 or similar



FLOOR VENTS *(Where Hardwood is present)*


NAME: Custom hardwood floor vent
 COLOUR/FINISH: H1 - Hardwood
 BRAND: TBD - by hardwood manuf? Custom?
 DIMENSIONS: TBD with mech. Requirements
 QTY: Contractor to Perform Takeoff's
 NOTES: Vents with close/open function

FLOOR VENTS *(Where Tile is present)*




NAME: Flush Floor Vent (Luxe or Luxe+)
 COLOUR/FINISH: T1, T2, or T3 (location dependant, see ID plans for finish locations)
 BRAND: Fittes
 DIMENSIONS: TBD with mech. Requirements, multiple sizes available
 QTY: Contractor to Perform Takeoff's
 NOTES: Powder coated steel edges, no tile edge req.
 Luxe (single air channel) or Luxe+ (double air channel) as desired by mech/contractor

FLOOR VENTS *(Unfinished/Concrete spaces)*




NAME: Standard Black vents
 COLOUR/FINISH: Black
 BRAND: Mech/contractor preferred
 DIMENSIONS: TBD with mech. Requirements
 QTY: Contractor to Perform Takeoff's
 NOTES: If required.



CEILING VENTS *(Where wood T&G ceiling or plywood is present)*

NAME: Standard Black vents
 COLOUR/FINISH: Black
 BRAND: Mech/contractor preferred
 DIMENSIONS: TBD with mech. Requirements
 QTY: Contractor to Perform Takeoff's
 NOTES:




CEILING VENTS *(Where Drywall ceiling is present)*

NAME: Standard White vents
 COLOUR/FINISH: White
 BRAND: Mech/contractor preferred
 DIMENSIONS: TBD with mech. Requirements
 QTY: Contractor to Perform Takeoff's
 NOTES:

WALL VENTS *(Where Drywall is present)*



NAME: Flush Wall Vent (Luxe or Luxe+)
COLOUR/FINISH: White solid steel frame, paintable center panel
BRAND: Fittes
DIMENSIONS: TBD with mech. Requirements, multiple sizes available
QTY: Contractor to Perform Takeoff's
NOTES: Install required before mudding/taping for frameless finish.
Luxe (single air channel) or Luxe+ (double air channel) as desired by mech/contractor



WALL VENTS *(Where Wood or Tile is present)*

NAME: Standard Black vents
COLOUR/FINISH: Black
BRAND: Mech/contractor preferred
DIMENSIONS: TBD with mech. Requirements
QTY: Contractor to Perform Takeoff's
NOTES:



CLIENT: Northland Properties - Mountain Road Estates
EMAIL: llmcintyre@revelstokemountainresort.com
DATE: 5/27/2026

4 -MILLWORK




MW1 - WOOD CABINETSRY (*Kitchen, Vanities*)

STYLE: Slim-Style Shaker - 3/4"
INSIDE PROFILE: N/A
OUTSIDE PROFILE: Eased
COLOUR/FINISH: Rift Cut White Oak, Clear Coat, Satin Finish
NOTES: Vertical grain
All gables to be 1.5" typ.



MW2 - CUSTOM MILLWORK (*Bar, [Mudroom](#), Primary Walk-In Closet, [Primary Ensuite Nook](#)*)

STYLE: Slab + Slim-Style Shaker - 3/4"
INSIDE PROFILE: N/A
OUTSIDE PROFILE: Eased
COLOUR/FINISH: Rift Cut White Oak, Clear Coat, Satin Finish
NOTES: Vertical grain
All gables to be 1.5" typ.



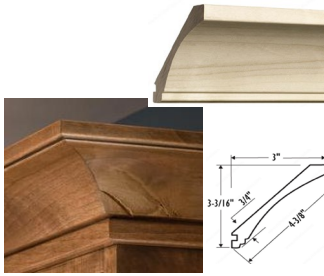
MW3 - FLOATING SHELVES (*Kitchen, Bar, Primary Millwork, [Bsmt. Bar](#)*)

NAME: Floating shelves
COLOUR/FINISH: Shelves to be Rift Cut White Oak veneer, Clear Coat, Satin Finish
BRAND: Custom
DIMENSIONS: Depths vary - see drawings
QTY: Millworker to Perform Takeoff's
Confirm with drawings (4 in Kitchen, 3 in bar, 3 primary, 1 [Bsmt](#))
[Metal rail detail in bar - see drawings for details](#)



MW4 - HOODFAN DETAILS

NAME: Custom hood fan
COLOUR/FINISH: Lacquer finish by millworker to match drywall finish (PT1)
DIMENSIONS: See drawings for size/shape details
QTY: Millworker to Perform Takeoff's (1 Per Kitchen)
NOTES: see drawings for more detail



CR1 - COVE CROWN w/ STEP *(Kitchen, Primary WIC)*

NAME: Cove crown with step
 COLOUR/FINISH: White oak, stained ST1 to match millwork
 BRAND: Richelieu or millworker's preferred alternate
 CODE: Cove molding #0163
 DIMENSIONS: Cove crown 3-3/16"H x 3"D + 13/16" step below
 QTY: Millworker to Perform Takeoff
 NOTES:



CR2 - FLAT CROWN *(Bathroom 4+5 medicine cabinets, Laundry)*

NAME: Flat Crown
 COLOUR/FINISH: White oak, stained ST1 to match millwork
 DIMENSIONS: 1-1/2"H
 QTY: Millworker to Perform Takeoff
 NOTES:

5 -HARDWARE

HW1 - CABINET PULLS *(Drawers + Large Upper Doors)*



NAME: Jasper Cabinet Pull
 COLOUR/FINISH: Polished Nickel
 BRAND: Emtek
 CODE: 86691US14
 DIMENSIONS: 10" C to C
 QTY: Millworker to Perform Takeoff's




HW2 - APPLIANCE PULLS *(Panel-Ready Appliances)*

NAME: Jasper Appliance Pull
 COLOUR/FINISH: Polished Nickel
 BRAND: Emtek
 CODE: 86694US14
 DIMENSIONS: 18" C to C
 QTY: Millworker to Perform Takeoff's




HW3 - CABINET KNOBS *(Lower Doors + Small Upper Doors)*

NAME: Jasper Finger Pull
 COLOUR/FINISH: Polished Nickel
 BRAND: Emtek
 CODE: 86699US14
 DIMENSIONS: 2" overall
 QTY: Millworker to Perform Takeoff's



HW4 - HOOKS *(Mudroom)*

NAME: Gilmore Hook
 COLOUR/FINISH: Lacquered Burnished Brass
 BRAND: Restoration Hardware
 CODE: 24150041 LBB
 QTY: Millworker to Perform Takeoff's (10 Hooks per Mudroom)



HW5 - TIPPING RAIL/GALLERY RAIL *(Dining Bar Floating Shelves)*

NAME: The Tipping Rail Customizer
COLOUR/FINISH: **Brushed Aluminum**
BRAND: Brass Hardware
DIMENSIONS: Custom made to size - pending drawings of dining bar
QTY: Millworker to Perform Takeoff's
NOTES: The Origin Tipping Rail System typically uses 1/4" diameter tube



HW6 - HALF-MOON CORNER HARDWARE *(Kitchen)*

NAME: Vibo Fly Moon 3.0
COLOUR/FINISH: Anthracite Grey
BRAND:
DIMENSIONS: Millworker to determine size
QTY: Millworker to Perform Takeoff's
NOTES:



HW7 - GARBAGE PULL-OUT *(Kitchen)*

NAME: M-Series Max Bin for 24"
CODE: 04-MAX600-63S-AG
BRAND: Marathon Hardware
DIMENSIONS: For 24"W cabinet
QTY: Millworker to Perform Takeoff's




CLIENT: Northland Properties - Mountain Road Estates
EMAIL: lmcintyre@revelstokemountainresort.com
DATE: 5/27/2026

6 - COUNTERS




CT1 - QUARTZ COUNTERTOPS (*Kitchen + Bar + Basement Bar*)

NAME: Engineered Quartz
COLOUR/FINISH: Nova Serrana, Natural Matte
BRAND: Wilsonart
DIMENSIONS: 3cm thk.
NOTES: Basin Edge Profile
*** Please provide any alternate product sample to designers for approval



CT1 - QUARTZ BACKSPLASH (*Kitchen*)

NAME: Engineered Quartz
COLOUR/FINISH: Nova Serrana, Natural Matte
BRAND: Wilsonart
DIMENSIONS: 3cm thk. - see ID Drawings for height
NOTES: Square Edge
*** Please provide any alternate product sample to designers for approval



CT1 - QUARTZ BACKSPLASH (*Bar + Basement Bar*)

NAME: Engineered Quartz
COLOUR/FINISH: Nova Serrana, Natural Matte
BRAND: Wilsonart
DIMENSIONS: 3cm thk. - see ID Drawings for height
NOTES: Square Edge
*** Please provide any alternate product sample to designers for approval




CT1 - QUARTZ COUNTERS (*Ensuite 2, 3, 4, 5*)

NAME: Engineered Quartz
 COLOUR/FINISH: Nova Serrana, Natural Matte
 BRAND: Wilsonart
 DIMENSIONS: 3cm thk.
 NOTES: Mitered edge with 3" drop front edge
 *** Please provide any alternate product sample to designers for approval




CT1 - QUARTZ COUNTERS (*Primary Ensuite*)

NAME: Engineered Quartz
 COLOUR/FINISH: Nova Serrana, Natural Matte
 BRAND: Wilsonart
 DIMENSIONS: 3cm thk.
 NOTES: Basin Edge Profile
 *** Please provide any alternate product sample to designers for approval



CT1 - QUARTZ BACKSPLASH (*Primary Ensuite*)

NAME: Engineered Quartz
 COLOUR/FINISH: Nova Serrana, Natural Matte
 BRAND: Wilsonart
 DIMENSIONS: 3cm thk. - see ID Drawings for height
 NOTES: Square Edge
 *** Please provide any alternate product sample to designers for approval



CT2 - WOOD SLAB (*Powder Room + Laundry + Primary WIC*)

NAME: Solid wood slab
 COLOUR/FINISH: White Oak, **ST1 Finish**
 DIMENSIONS: Approx 2.5-5" thk. Solid wood slab
 NOTES: Mounted with hidden hardware
 Square edge (no live edge)



CT3 - PORCELAIN COUNTERS (*Outdoor Kitchen Area*)

NAME: Porcelain Counters
 COLOUR/FINISH: Black Tempest, Silk finish
 DIMENSIONS: 12mm, mitered edge to 3cm
 NOTES: Mitered edge
 For ether side of built-in BBQ + backsplash
 All exposed edges to be mitred



CLIENT: Northland Properties - Mountain Road Estates
EMAIL: lr.lmcintyre@revelstokemountainresort.com
DATE: 5/27/2026

Designer's Rep/Supplier: Lauren Valhalla @ Splashes/Andrew Sheret Salmon Arm - lauren.valhalla@sheret.com

7 - PLUMBING



KITCHEN FAUCET

NAME: Artesso Bridge Faucet with Side Sprayer
COLOUR/FINISH: Brilliance Polished Nickel
BRAND: Brizo
CODE: 62525LF-PN
QTY: Contractor to Perform Takeoff's



KITCHEN SINK

NAME: Strive 44" undermount single-bowl workstation kitchen sink
COLOUR/FINISH: Stainless Steel
BRAND: Kohler
CODE: K-33665-PC-NA
DIMENSIONS: 44"W x 10-5/8"D x 13-5/16"H
QTY: Contractor to Perform Takeoff's



BASEMENT BAR FAUCET

NAME: Artesso Bar Faucet
COLOUR/FINISH: Brilliance Polished Nickel
BRAND: Brizo
CODE: 61025LF-PN
QTY: Contractor to Perform Takeoff's



BASEMENT BAR SINK

NAME: Precis U Bar
COLOUR/FINISH: Anthracite
BRAND: Blanco
CODE: 400827
DIMENSIONS: 13.75"W x 18"D x 8"H
QTY: Contractor to Perform Takeoff's



BATHROOM VESSEL FAUCET (*Powder Room*)

NAME: Rook Single-Handle Vessel Lavatory Faucet
COLOUR/FINISH: Brilliance Polished Nickel
BRAND: Brizo
CODE: 65461LF-PN-ECO
QTY: Contractor to Perform Takeoff's

BATHROOM VESSEL SINK (*Powder Room*)



NAME: Stone Vessel Bathroom Sink
COLOUR/FINISH: Natural Cobble Stone, polished finish (interior) natural finish (exterior)
BRAND: Lenova
CODE: SV-17
DIMENSIONS: approx. 19" x 15" x 5"D
QTY: Contractor to Perform Takeoff's
NOTES: Order with brushed Nickel pop-up sink drain & Brushed nickel bottle trap



~~**BATHROOM FAUCET (*Bathroom 2*)**~~

~~NAME: Invari Widespread Lavatory Faucet w/ Colum Spout + Cross Handles
COLOUR/FINISH: Brilliance Polished Nickel
BRAND: Brizo
CODE: 65377LF-PNLHP-ECO faucet
HX5376-PN cross handles
QTY: Contractor to Perform Takeoff's~~



BATHROOM FAUCET (*Ensuite 2, 3, 4, 5*)

NAME: Invari Single-Handle Lavatory Faucet
COLOUR/FINISH: Brilliance Polished Nickel
BRAND: Brizo
CODE: 65076LF-PN
QTY: Contractor to Perform Takeoff's

BATHROOM SINK (*Ensuite 2, 3, 4, 5, Primary Ensuite*)



NAME: Atherton Under Counter Lavatory
COLOUR/FINISH: Cotton White
BRAND: Toto
CODE: LT221#01
DIMENSIONS: 17"W x 13"D x 4"H
QTY: Contractor to Perform Takeoff's
NOTES: Polished Nickel Drain



BATHROOM FAUCET (*Bathroom 3*)

NAME: Invari Two-Hole, Single-Handle Wall Mount Lavatory Faucet + Cross-Handles
 COLOUR/FINISH: Brilliance Polished Nickel
 BRAND: Brizo
 CODE: T65776LF-PNLHP-ECO faucet
 HX5876-PN cross handles
 QTY: Contractor to Perform Takeoff's

BATHROOM FAUCET (*Primary Ensuite*)



NAME: Invari Widespread Lavatory Faucet w/ Colum Spout + Cross Handles
 COLOUR/FINISH: Brilliance Polished Nickel
 BRAND: Brizo
 CODE: 65377LF-PNLHP-ECO faucet
 HX5376-PN cross handles
 QTY: Contractor to Perform Takeoff's

SHOWER SYSTEM (*Ensuite 2, 3, 4, 5, Primary Ensuite*)



NAME: Shower System Includes:
 1 Essential Shower Series 11" Classic Round Single-Function Raincan Shower Head - 2.5 GPM
 2 Essential Shower Series 16" Linear Round Wall Mount Shower Arm And Flange
 3 Invari H2Okinetic Multi-Function Slide Bar Handshower
 4 Invari Pressure Balance Valve With Integrated 3-Function Diverter Trim + Cross Handle
 COLOUR/FINISH: Brilliance Polished Nickel
 BRAND: Brizo
 CODE: 1 83310-PN-2.5
 2 RP71648PN
 3 88776-PN
 4 T75P576-PNLHP (trim) + HX75P76-PN (cross handles) + R75000 (rough)
 QTY: Contractor to Perform Takeoff's (2 per *Primary Ensuite*)
 NOTES: *Primary Ensuite* is a double shower



SHOWER GLASS (*Ensuite 2, 3, 4, 5, Primary Ensuite*)

NAME: Fluted Shower Glass Screen
 COLOUR/FINISH: Clear glass w/ connection hardware to match plumbing fixtures
 BRAND: Custom
 DIMENSIONS: TBC with drawings



FREESTANDING TUB FAUCET (*Primary Ensuite*)

NAME: Invari Single-Handle Floor Mount Tub Filler w/ Cross Handle
COLOUR/FINISH: Brilliance Polished Nickel
BRAND: Brizo
CODE: T70176-PNLHP Tub Filler
HX7076-PN Cross Handle
R70100 Rough
QTY: Contractor to Perform Takeoff's



FREESTANDING TUB (*Primary Ensuite*)

NAME: Sandringham Cast Iron Bathtub
COLOUR/FINISH: White
BRAND: Cheviot
CODE: 2163-WW
DIMENSIONS: 70-1/8"L x 31-1/2"W x 23"H
QTY: Contractor to Perform Takeoff's
NOTES: #2163 | No Faucet Holes



TOILET

NAME: Veil Wall Hung Compact Toilet Bowl + Quiet-Close elongated lid
COLOUR/FINISH: White
BRAND: Kohler
CODE: 31539-0
DIMENSIONS: H=13.25, W=15.0, D=21.8125
QTY: Contractor to Perform Takeoff's
NOTES: Order with Kohler bevel flush actuator plate (white finish) + appropriate wall carrier

BATHROOM HARDWARE/ACCESSORIES

TOWEL BAR



NAME: Invari 24" Towel Bar
COLOUR/FINISH: Brilliance Polished Nickel
BRAND: Brizo
CODE: 692476-PN
DIMENSIONS: 24"
QTY: Contractor to Perform Takeoff's

HAND TOWEL HOOK



NAME: Invari 8" Towel Bar
COLOUR/FINISH: Brilliance Polished Nickel
BRAND: Brizo
CODE: 694776-PN
DIMENSIONS: 8"
QTY: Contractor to Perform Takeoff's

TOWEL HOOK



NAME: Invari Robe Hook
COLOUR/FINISH: Brilliance Polished Nickel
BRAND: Brizo
CODE: 693476-PN
QTY: Contractor to Perform Takeoff's

TISSUE HOLDER



NAME: Invari Tissue Holder
COLOUR/FINISH: Brilliance Polished Nickel
BRAND: Brizo
CODE: 695076-PN
QTY: Contractor to Perform Takeoff's




CLIENT: Northland Properties - Mountain Road Estates
EMAIL: Imcintyre@revelstokemountainresort.com
DATE: 5/27/2026

Designer's Rep/Supplier: Trish Wright @ Robinson Lighting Kelowna - Trishw@robinsonlighting.com

8 - LIGHTING + ELECTRICAL

L1 - POTLIGHTS



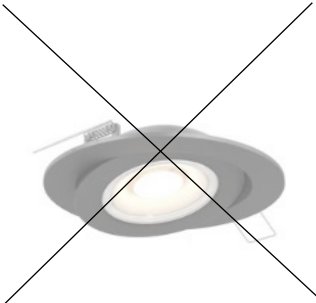
NAME: Standard 4" pot light
COLOUR/FINISH: Black
BRAND: contractor/electrician preferred
DIMENSIONS: 4" Diam.
QTY: Electrician to Perform Takeoff's
NOTES: *3000K Colour temperature

L1 - POTLIGHTS



NAME: Skye Recessed Downlight
COLOUR/FINISH: Black
BRAND: Liteline
DIMENSIONS: 4-3/4"diam w/ casing
CODE: SLMB4-12W-RT-BK (black round accessory code)
QTY: Electrician to Perform Takeoff's
NOTES: *3000K Colour temperature

L2 - GIMBAL LIGHTS *(Vaulted Ceilings)*



NAME: Standard 4" Gimbal Light
COLOUR/FINISH: Black
BRAND: contractor/electrician preferred
DIMENSIONS: 4" Diam.
QTY: Electrician to Perform Takeoff's
NOTES: *3000K Colour temperature

L3 - KITCHEN ISLAND PENDANTS




NAME: Elliot Grande Pendant
COLOUR/FINISH: Portland Gray
BRAND: Visual Comfort
CODE: 5355PGY
DIMENSIONS: 30" Diam.
QTY: Electrician to Perform Takeoff's (2 Per Kitchen Island)



L3 - KITCHEN ISLAND PENDANTS

NAME: Alta 1 Light Pendant
COLOUR/FINISH: Concrete + Brass
BRAND: Savoy House
CODE: 7-2918-1-156
DIMENSIONS: 30"Diam x 20"H
QTY: Electrician to Perform Takeoff's (2 Per Kitchen Island)



L4 - KITCHEN SCONCES

NAME: Melange 10" Sconce
COLOUR/FINISH: Alabaster/Natural Stone/Brass
BRAND: Visual Comfort & Co.
CODE: 2019AB-ALB
DIMENSIONS: 10" Diam
QTY: Electrician to Perform Takeoff's (2 Per Kitchen)



L4 - KITCHEN SCONCES + BASEMENT BAR SCONCES

NAME: Oriya Sconce
COLOUR/FINISH: Aged Brass + Alabaster Stone
BRAND: Capital Lighting
CODE: 654611AD
DIMENSIONS: 7"W x 8"H x 5"E
QTY: Electrician to Perform Takeoff's (2 Per Kitchen) (1 per bar)




L5 - DINING ROOM PENDANT

NAME: Dahlia 46" Chandelier
COLOUR/FINISH: Vintage Brass / Alabaster
BRAND: Kuzco/Alora
CODE: CH346046VBAR
DIMENSIONS: 46-1/2 L x 46-1/2 W x 21 H x 46-1/2 D
QTY: Electrician to Perform Takeoff's (1 Per Dining Room)



L5 - DINING ROOM PENDANT

NAME: Palta Chandelier
COLOUR/FINISH: Champagne Bronze
BRAND: Kichler
CODE: 52643CPZ
DIMENSIONS: 42"diam x 72.25"OAH
QTY: Electrician to Perform Takeoff's (1 Per Dining Room)



~~L6 - DINING ROOM SCONCES~~

NAME: Melange Elongated Sconce
COLOUR/FINISH: Antique Burnished Brass
BRAND: Visual Comfort & Co.
CODE: 2013AB-ALB
DIMENSIONS: 20" ht
QTY: Electrician to Perform Takeoff's (2 Per Dining Room)



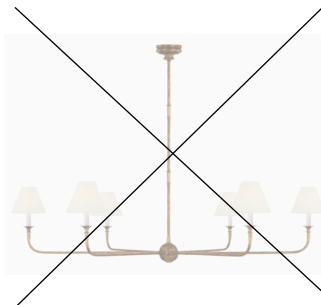
~~L6 - DINING ROOM SCONCES~~

NAME: Lupe Wall Sconce
COLOUR/FINISH: Aged Brass
BRAND: Mitzi
CODE: H285101-AGB
DIMENSIONS: 12"H x 6.25"W x 14" extension
QTY: Electrician to Perform Takeoff's (2 Per Dining Room)



L6 - DINING ROOM SCONCES

NAME: Pearson Sconce
COLOUR/FINISH: Aged Gold Brass
BRAND: Matteo
CODE: S16521AG
DIMENSIONS: 7 7/8"W x 14"H x 14 7/8"E
QTY: Electrician to Perform Takeoff's (2 Per Dining Room)




~~L7 - ENTRY CHANDELIER~~

NAME: Pfaf Grande Chandelier
COLOUR/FINISH: Antique Gild Linen Shade
BRAND: Visual Comfort & Co.
CODE: TOB-5452AG-L
DIMENSIONS: 58"W
QTY: Electrician to Perform Takeoff's (1 Per Entry)



L7 - ENTRY CHANDELIER

NAME: Pallas Chandelier
COLOUR/FINISH: Brushed Natural Brass
BRAND: Kichler
CODE: 52521BNB
DIMENSIONS: 16.75" H x 52" DIA
QTY: Electrician to Perform Takeoff's (1 Per Entry)




L8 - STAIR SCONCES

NAME: Vendome Double Sconce
COLOUR/FINISH: Hand Rubbed Antique Brass
BRAND: Visual Comfort & Co.
CODE: TOB2008
DIMENSIONS: 14"W x 17.75"W
QTY: Electrician to Perform Takeoff's (4 Per Stairwell)



L8 - STAIR SCONCES

NAME: 2 Light Wall Sconce
COLOUR/FINISH: Rubbed Brass
CODE: 3040-2S-RB
DIMENSIONS: 12.75"W x 17"H x 7.25"E
QTY: Electrician to Perform Takeoff's (3 Per Stairwell)
NOTES: See drawing for quantities



L9 - BATHROOM SCONCE (Bathroom 1)

NAME: Samos Small Sculpted Sconce
COLOUR/FINISH: Burnished Silver Leaf
BRAND: Visual Comfort
CODE: ARN-2921BSL-ALB
DIMENSIONS: 12.75"H x 9.75"W
QTY: Electrician to Perform Takeoff's (2 Per Powder Bath)



L9 - BATHROOM SCONCE (Powder Room)

NAME: Corato Sconce
COLOUR/FINISH: Chrome & Translucent White
BRAND: Lib & Co.
CODE: 12169-01
DIMENSIONS: 10"W 12"H 4"E
QTY: Electrician to Perform Takeoff's (2 Per Powder Room)



L10 - BATHROOM SCONCES (Ensuite 2, 3, 4, 5, Primary Ensuite)

NAME: Odette Sconce
COLOUR/FINISH: Aged Gold Brass
BRAND: Matteo
CODE: S05403AG
DIMENSIONS: 4 3/4"W x 24"H x 4 1/2"E
QTY: Electrician to Perform Takeoff's
See drawing for quantities



L11 - BEDROOM FLUSH MOUNT *(Bedroom 2, 3, 4 + 5)*

NAME: Serrato 20" Hanging Shade
COLOUR/FINISH: Hand-Rubbed Antique Brass
BRAND: Visual Comfort
CODE: AL-5066HAB-SP
DIMENSIONS: 20"Diam
QTY: Electrician to Perform Takeoff's (1 Per Bedroom)



L11 - BEDROOM FLUSH-MOUNT *(Bedroom 2+ 3)*

NAME: Bandera Three Light Pendant
COLOUR/FINISH: Aged Brass Pendant w/ White Shade
CODE: 16182WLNAB
DIMENSIONS: 0.75"DIA 24.75"-133.25"OAH
QTY: Electrician to Perform Takeoff's (1 Per Bedroom)




L12 - BEDROOM CHANDELIER *(Primary Bedroom)*

NAME: Palati Extra Large Hanging Shade
COLOUR/FINISH: Hand-Rubbed Antique Brass
BRAND: Visual Comfort
CODE: IKF-5442HAB-L
DIMENSIONS: 38"W
QTY: Electrician to Perform Takeoff's (1 Per Primary Bedroom)




L12 - BEDROOM CHANDELIER *(Primary Bedroom)*

NAME: Sabine Chandelier
COLOUR/FINISH: Matte Brass, White Fabric
BRAND: Capital Lighting
CODE: 456481MA
DIMENSIONS: 36"W x 9"H
QTY: Electrician to Perform Takeoff's (1 Per Primary Bedroom)



L13- UNDER CABINET LIGHTING - CHANNEL + LENS *(Kitchen shelves, Primary millwork shelves, Basement Bar)*

NAME: Channel + Lens
COLOUR/FINISH: Silver Grey
BRAND: VeroBoard
CODE: VBD-CH-RF1
DIMENSIONS: To run entire length of upper cabinets in kitchens
QTY: Contractor to perform takeoff
NOTES:



L13- UNDER CABINET LIGHTING - STRIP LIGHT (Kitchen shelves, Primary millwork shelves, Basement Bar)

NAME: Strip Light
COLOUR/FINISH: 3000K light temperature
BRAND: VeroBoard
CODE: ,666561425951
DIMENSIONS: To run entire length of upper cabinets in kitchens
QTY: Contractor to perform takeoff
NOTES:

W- WHITE OUTLETS + SWITCHES



NAME: Deco style outlets + switches (w/ dimmers)
COLOUR/FINISH: White
BRAND: Electrician preferred
DIMENSIONS:
QTY: Electrician to Perform Takeoff's
NOTES: Screwless Plates
NOTES: See ID Drawings



B- BLACK OUTLETS + SWITCHES

NAME: Deco style outlets + switches (w/ dimmers)
COLOUR/FINISH: Black
BRAND: Electrician preferred
DIMENSIONS:
QTY: Electrician to Perform Takeoff's
NOTES: Screwless Plates
NOTES: See ID Drawings



E1- TV BOX

NAME: OnQ Media Enclosure
COLOUR/FINISH: White
BRAND: Legrand
DIMENSIONS: 14"W x 17"H
QTY: Electrician to Perform Takeoff's
NOTES: For Frame TV's



E2- GROMMET HOLE FLANGE

NAME: 2 Inch Flexible Desk Grommet Organize Wires And Cables On Office Equipment
COLOUR/FINISH: Black
BRAND: Cnrfeap (or similar)
DIMENSIONS: 2"
QTY: 1 per ground floor fireplace
NOTES: For Cords from TV to speakers, outlets, etc.

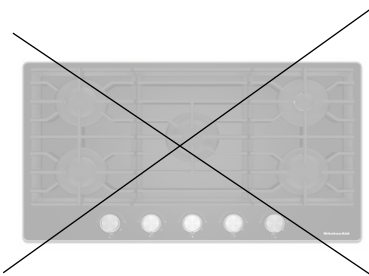


SPRUCE + ARROW
INTERIOR DESIGN STUDIO

CLIENT: Northland Properties - Mountain Road Estates
EMAIL: lr@mcintyre@revelstokemountainresort.com
DATE: 5/27/2026

Designer's Rep/Supplier: Dimpy Sanghera @ City Furniture Revelstoke - cityfurniturerevelstoke@gmail.com

9 - APPLIANCES



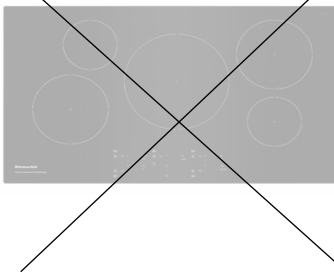
COOKTOP (Gas Option)

NAME: 36" Gas-on-Glass Cooktop
COLOUR/FINISH: Black and Glass
BRAND: KitchenAid
CODE: KCGG536PBL
DIMENSIONS: 37"W x 19-1/6"D x 3-1/4"H
QTY: Contractor to Perform Takeoff's



COOKTOP (Gas Option)

NAME: 36" Transitional Gas Cooktop - 5 Burners
COLOUR/FINISH: Black
BRAND: Wolf
CODE: CG365T/S
DIMENSIONS: 36" W x 4" H x 21" D
QTY: Contractor to Perform Takeoff's



COOKTOP (Induction Option)

NAME: 36-Inch 5-Element Sensor Induction Cooktop
COLOUR/FINISH: Black
BRAND: KitchenAid
CODE: KCIG556JBL
DIMENSIONS: 36-11/16"W x 21-23/32"D x 3-1/4"H
QTY: Contractor to Perform Takeoff's



COOKTOP (Induction Option)

NAME: 36" Contemporary Induction Cooktop
COLOUR/FINISH: Black
BRAND: Wolf
CODE: CI36560C/B
DIMENSIONS: 36" W x 2 1/2" H x 21" D
QTY: Contractor to Perform Takeoff's



WALL OVEN

NAME: 30" Combination Microwave Wall Oven with Air Fry Moden
COLOUR/FINISH: Black Stainless Steel with PrintShield Finish
BRAND: KitchenAid
CODE: KOEC530PBS-
DIMENSIONS: 41-3/4"H x 24-1/2"D x 29-3/4"W
QTY: Contractor to Perform Takeoff's



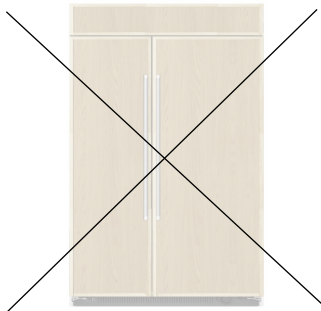
WALL OVEN

NAME: 30" E Series Transitional Built-In Single Oven
COLOUR/FINISH: Stainless
BRAND: Wolf
CODE: SO3050TE/S/T
DIMENSIONS: 29 7/8"W x 28 1/2"H x 23"D
QTY: Contractor to Perform Takeoff's



MICROWAVE OVEN

NAME: 30" E Series Transitional Drop-Down Door Microwave Oven
COLOUR/FINISH: Stainless
BRAND: Wolf
CODE: MDD3050TE/S/T
DIMENSIONS: 29 7/8" W x 17 7/8" H x 20" D
QTY: Contractor to Perform Takeoff's



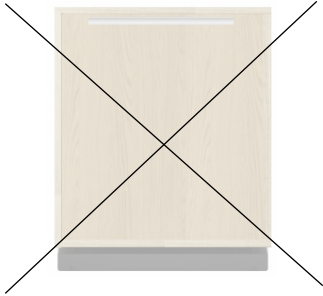
FRIDGE + FREEZER

NAME: 30 Cu. Ft. 48" Built-In Side-by-Side Refrigerator with Panel-Ready Doors
COLOUR/FINISH: Panel-Ready
BRAND: KitchenAid
CODE: KBSN708MPA
DIMENSIONS: 46-3/4" W x 25"D x 83-1/2"H
QTY: Contractor to Perform Takeoff's



FRIDGE + FREEZER

NAME: 48" Classic Side-by-Side Refrigerator/Freezer with Internal Dispenser - Panel Ready
COLOUR/FINISH: Panel-Ready
BRAND: Sub Zero
CODE: CL4850SID/O
DIMENSIONS: 48" W x 84" H x 24" D
QTY: Contractor to Perform Takeoff's




DISHWASHER

NAME: PrintShield Finish Flush-To Cabinet Dishwasher w/ FreeFlex Fit Third-Level Rack
COLOUR/FINISH: Panel-Ready
BRAND: KitchenAid
CODE: KDTE924PPA
DIMENSIONS: Standard 24"W
QTY: Contractor to Perform Takeoff's



DISHWASHER

NAME: 24" ADA HEIGHT DISHWASHER - PANEL READY
COLOUR/FINISH: Panel-Ready
BRAND: Cove
CODE: DW2451/ADA
DIMENSIONS: 23 5/8"W x 32 1/2"H x 23 1/4"D
QTY: Contractor to Perform Takeoff's



RECESSED HOOD FAN

NAME: Q2 36" Inset
COLOUR/FINISH: Stainless Steel
BRAND: Victory Range Hoods
DIMENSIONS: 36"W x 14 1/2"H x 15"D
QTY: Contractor to Perform Takeoff's
Can customize CFM, venting size and venting direction



RECESSED HOOD FAN

NAME: 36" Pro Hood Liner - 22" Depth
COLOUR/FINISH: Stainless Steel
BRAND: Wolf
DIMENSIONS: 34 3/8" W x 12 1/8" H x 22 5/8" D
QTY: Contractor to Perform Takeoff's
#814421 Internal Blower



WASHER

NAME: 5.2 cu. Ft. Smart Load Energy Star Cert. Washer w/ FreshFlow
COLOUR/FINISH: Radiant Silver
BRAND: Whirlpool
CODE: WFW6720RR
DIMENSIONS: 31.56"D x 39"H x 27"W
QTY: Contractor to Perform Takeoff's



DRYER

NAME: 7.4 cu. Ft. Smart Load Energy Star Cert. Dryer w/ Wrinkle Shield Option
COLOUR/FINISH: Radiant Silver
BRAND: Whirlpool
CODE: YWED6720RR
DIMENSIONS: 31.56"D x 39"H x 27"W
QTY: Contractor to Perform Takeoff's



BASEMENT BAR FRIDGE

NAME: 24" Undercounter Refrigerator with Glass Door and Shelves with Metallic Accents and with PrintShield™ Finish
COLOUR/FINISH: Black Stainless Steel with PrintShield™ Finish
BRAND: KitchenAid
CODE: KURL314KBS
DIMENSIONS: 23-7/8" W x 23-5/8" D x 34-3/8"H
QTY: Contractor to Perform Takeoff's



BASEMENT BAR FRIDGE

NAME: 24" Designer Undercounter Beverage Center - Panel Ready
COLOUR/FINISH: Stainless Steel
BRAND: Sub Zero
CODE: DEU2450BG
DIMENSIONS: 24" W x 34 1/2" H x 23 1/8" D
QTY: Contractor to Perform Takeoff's



BBQ

NAME: Built-in Prestige PRO 500 RB
COLOUR/FINISH: Stainless Steel
BRAND: Napoleon
CODE: BIPRO665RBSS-3
DIMENSIONS: 32.5"W x 25"D x 24"H
QTY: Contractor to Perform Takeoff's
NOTES: Builder to confirm propane tank or line will be provided
Order with:
IM-UGC500-CN Under grill cabinet
and PRO 500 Built-in Grill Cover



CLIENT: Northland Properties - Mountain Road Estates
EMAIL: lr.lmcintyre@revelstokemountainresort.com
DATE: 5/27/2026

10 - FIREPLACE

LIVING ROOM - WOOD BURNING

FIREPLACE (High Efficiency Wood Burning Option)



NAME: Waterloo— Arched Faceplate Wood Fireplace
COLOUR/FINISH: Black
BRAND: Valcourt
CODE: FP15A
DIMENSIONS: 45-1/4"W x 43-1/4"H (33"W x 12-3/4"H viewing area)
QTY: Contractor to Perform Takeoff's
NOTES: Classic Molded Brick Panels (AC02360)
Black Arched Faceplate (VA15FA07)
Urban Style Faceplate – Louved (LA15L08)



FIREPLACE (Decorative Wood Burning Option)

NAME: St-Laurent Linear Wood Fireplace
COLOUR/FINISH: Black
BRAND: Valcourt
CODE: FP16D
DIMENSIONS: 41-1/8"W x 14-7/8" viewing area
QTY: Contractor to Perform Takeoff's
NOTES: Contemporary Molded Brick Panels (VA16071M)
Guillotine-style door and fire screen system

FIREPLACE (Gas) (FP1)



NAME: Savannah Summit 65 - Deluxe Linear Gas Fireplace
COLOUR/FINISH: Black Glass, Grey Pebbles
BRAND: Savannah Heating Products
CODE: Summit 65
DIMENSIONS: 18.57"H x 62.59"W viewing area
QTY: Contractor to preform takeoff
NOTES: Clean face surround
add driftwood logs to kit

MANTLE

NOTE: Do not require - not in design

HEARTH

NOTE: Do not require - not in design

PRIMARY BEDROOM - GAS FIREPLACE

FIREPLACE



NAME: SRF40— 40" Square Gas Fireplace
COLOUR/FINISH: Black
BRAND: Valcourt
CODE: SRF40
DIMENSIONS: 35-3/4" x 30-3/8"H viewing area
QTY: Contractor to Perform Takeoff's
NOTES: Driftwood w/ Ember + Black Glowing Wool (AC04347)
Black Reflected Glass Panels (AC04322)

FIREPLACE (Gas) (FP2)



NAME: Savannah Pinnacle 55 Deluxe – Linear Gas Fireplace
COLOUR/FINISH: Black Glass, Grey Pebbles
BRAND: Savannah Heating Products
CODE: Pinnacle 55
DIMENSIONS: 18½" x 52¾" viewing window
QTY: Contractor to preform takeoff
NOTES: Clean face surround
add driftwood logs to kit

MANTLE

NOTE: Do not require - not in design

HEARTH

NOTE: Do not require - not in design